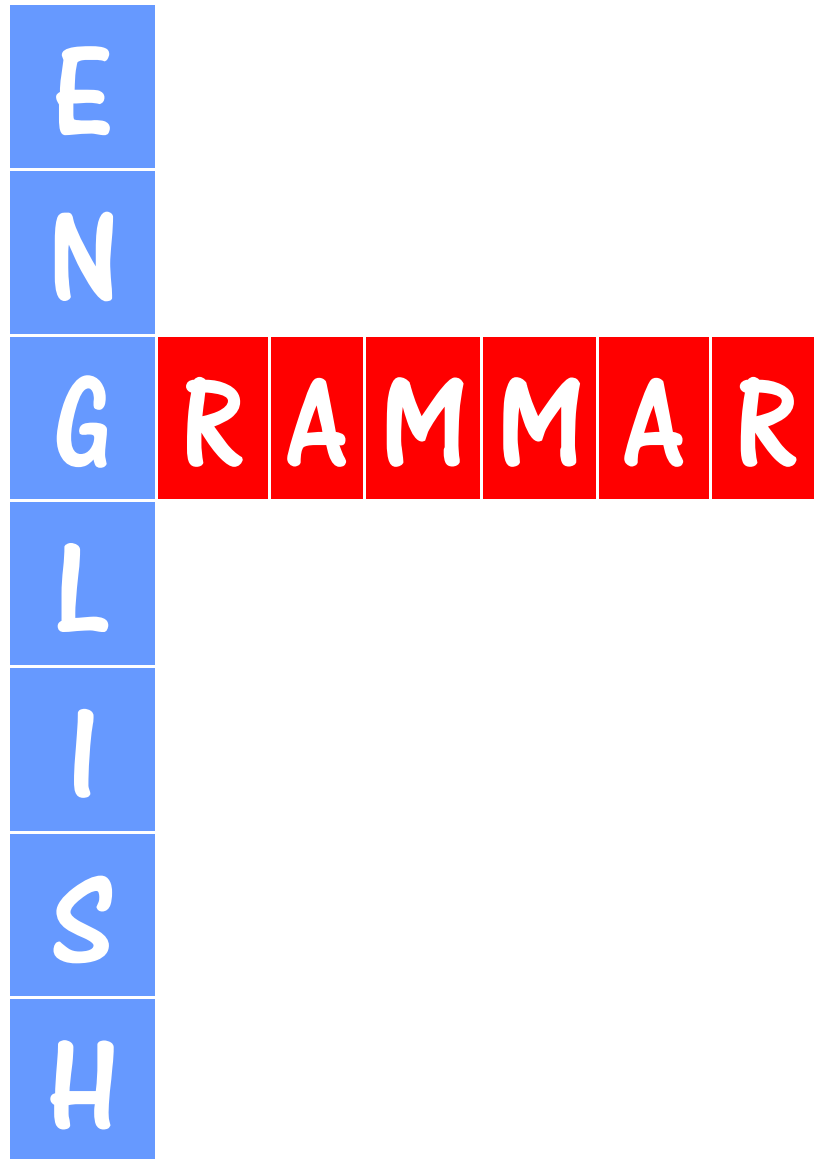




English Grammar. Notes for Spanish Speakers

Cristina García Losa



Notes for Spanish Speakers

By Cristina García Losa



ENGLISH GRAMMAR. NOTES FOR SPANISH SPEAKERS

AUTHOR: © CRISTINA GARCÍA LOSA

OBRA PROPIA 2016

ISBN: 978-84-617-4369-8

Index

1	Word Order: Phrases	1-4
2	Word Order: Adjectives	5
3	Modal Verbs: Meanings	5-9
4	Modal: Forms	10
5	Had Better / Would Rather	11
6	Questions	12
7	Relative Clauses	13-14
8	Purpose Clauses	15
9	Passive Voice & 'Get something done'	16-18
10	Spanish 'se'	19-20
11	Future Tense	21-22
12	Conditional Sentences	23-24
13	Wishes & Regrets	25-26
14	Reported Speech	27-31
15	Verb Patterns (-ing. vs. Infinitive)	32-35
16	Spanish Subjunctive	36-37
17	Articles	38
18	The vs. No-the	39-41
19	Be used to / Get used to	42
20	Possession	43
21	Compound Nouns	44
22	Quantity	45-46
23	Subject-Verb Agreement	47-48
24	Comparing & Describing	49-53
25	Adjectives vs. Adverbs	54
26	Prepositions	55-58
27	Affixes	59
28	Tense Review	60-62
29	References / Resources	63

1-WORD ORDER: PHRASES

Subject + Verb + Objects + Manner + Place + Time

1) ADVERBS

› Frequency Adverbs

Subject + Frequency Adv. + Verb

Subject + Verb 'to be' + Frequency Adv.

Subject + Auxiliary / Modal + Frequency Adv. + Verb

Normally: **Before** the verb, but **after 'BE'** or an auxiliary / modal verb

- They usually watch TV in the evenings.
- **'Be'**: They're usually in bed by 11.30.
- **Auxiliary / modal**: I've never eaten Jamaican food.



› With 2 Auxiliaries

After the first aux. = **Aux.1 + Adverb + Auxiliary 2 + Verb**

	Aux.1 / Modal vb.	+ adv.	+ Aux. 2	Verb	
These curtains	have	never	been	cleaned.	
Ken	has	probably	been	working	all day.

> Revise: already, still, yet

› Adverbs of probability

In negative sentences: **Before the negative word** (won't, not, etc.)

We probably **won't** be here tomorrow. We'll probably **not** be here tomorrow.

› MANNER + PLACE + TIME

- We walk quickly to the station every day.
- We have been here since midday.

But: **Place** expressions go **after verbs of movement**.

- We went to London by plane.
- They walked home slowly.

2) VERBS WITH 2 OBJECTS

Objects: Somebody (people) + Something (things)

> Verb + Somebody + Something

- We showed Dave the photos.
- I've saved you a seat.

> Verb + Something + TO / FOR Somebody

- We showed the photos to Dave.
- I've saved a seat for you.

With TO		With FOR	
<ul style="list-style-type: none">▪ Bring▪ Give▪ Send▪ Lend▪ Offer▪ Pass▪ Pay▪ Show▪ Teach	<ul style="list-style-type: none">▪ Promise▪ Sell▪ Read▪ Take▪ Throw▪ Owe▪ Write	<ul style="list-style-type: none">▪ Book▪ Bring▪ Build▪ Buy▪ Choose▪ Cook▪ Find▪ Get	<ul style="list-style-type: none">▪ Leave▪ Make▪ Order▪ Pick▪ Reserve▪ Save

3) PREPOSITIONS

In **informal** English prepositions are separated from their complement in:

- > **Wh- Questions:** **Who** are we waiting **for**? **What** are you looking **for**?
Tell me **what** they are so afraid **of**.
- > **Relative clauses:** I need someone to go **with**.
It's the only garage which we have any confidence **in**.
- > **Passives:** It's being looked **into**.
- > **Infinitive complements:** It's too slippery to walk **on**.

> In formal English prepositions go with their complements:

- He is the officer *we'd been talking* **with**. (informal)
- He is the officer **with whom** *we'd been talking*. (formal)
- **Which** *building* was the smoke coming **out of**? (informal)
- **Out of which** *building* was the smoke coming? (formal)

Note:

'Who' after a preposition becomes 'WHOM'

Who did you obtain the information **from**? = **From whom** did you obtain the information?

4) INDIRECT / REPORTED QUESTIONS

Do you know...? / Can you tell me...?

- > NO subject-verb inversion (S + V)
- > We use a 'WH- WORD' or 'IF':
 - WH- → Can you tell me where the post office is?
 - IF → Do you know if this is the street?

5) INVERSION [Subject-Verb]

- > **So / neither / nor** (Agreeing –disagreeing)

A: I am going home. B: So do I.

A: I don't like meat. B: Neither do I.

- > **Inverted Conditionals** (Formal style)


- Auxiliary ['HAD', 'WERE', 'SHOULD'] + Subject **without if**
Had I known, I'd have come earlier (= If I had known, ...)

- > **As**

I thought, **as** *did my colleagues*, that the recession would soon be over.

- > **Negative Introductions** [Normally in formal and literary styles]

- We use the **Question word** of the main verb (did, has, is) after the introduction:
 - *I have* never enjoyed myself more! → Have you enjoyed yourself? → *Have* Never *have I* enjoyed myself more!
 - A minister can rarely have been faced with such a problem. → *Can* Rarely *can a minister have been* faced with such a problem.

> Never	- Never <i>could she understand</i> how he cared.
> Hardly	- Hardly <i>had the train left</i> the station, when there was an explosion.
> Rarely	- Rarely <i>have I had</i> so much responsibility.
> Seldom	- Seldom <i>has the team given</i> a worse performance.
> Scarcely	- Scarcely <i>had I entered</i> the room when the telephone rang.
> Barely	
> Little / few	No with 'A little' / 'a few'  - Little <i>did I realise</i> that I was being deceived.
> On no occasion	- On no condition <i>are they</i> to open fire without a warning.
> Under no circumstances	- Not until I got home <i>did I notice</i> that had the wrong umbrella.
> On no condition	
> On no account	
> In no way	
> Not until	
> Only	- Only after posting the letter <i>did I remember</i> that
> Only if / when	- Not only <i>is it</i> a remarkable book, it is also a highly successful one.
> Only then / later	
> Not only (... but also...)	

› **Fronting for emphasis:**

▼ **'So' / 'such'... that...**

- **So + Adjective + be:** So devastating that some areas may never recover.
- **Such + be** (Such = So much / so great)
Such was the force of the storm that trees were uprooted.

▼ **Place expressions**

- Particularly in very formal and literary styles
In the corner stood another man of the law, clearly one of a higher rank.
Out of the dark, away to my right, came the roar of a pneumatic drill.
- **'Here comes' / 'there goes'** (Informal speech)
Here comes the bus.
There goes the phone. (Often said when a phone starts to ring)

2-WORD ORDER: ADJECTIVES

> Opinion + Fact

A terrible little boy, nice new clothes, a funny old building

> Fact

Size	Shape	Condition	Age	Colour + Design	Origin-Place	Material	Purpose
		dirty		brown			riding
long	wavy		modern	blue striped	English		
				red			
narrow				dark		silver	coffee
		dangerous					
							boots
							bag
							hair
							spoon
							street

> Spelling:

- > After 'BE': , and → She's generous, nice and kind.
- > Other verbs: , , [No 'and'] → He's got nice, big, blue eyes. [and]

3-MODAL VERBS: Meanings

<p><i>Ability</i> CAN / COULD BE ABLE TO</p>	<ul style="list-style-type: none"> - I can swim. - He could talk when he was two. - Tigers are able to run fast.
<p><i>Possibility & Deduction</i> MAY / MIGHT / COULD CAN'T MUST</p>	<ul style="list-style-type: none"> - This painting may / might / could be valuable. (It's possible that it is valuable.) - No, that can't be Tom. (It's not possible that it is Tom.) - This must be his car. (I'm certain that this is his car.)
<p><i>Advice</i> SHOULD OUGHT TO HAD BETTER</p>	<ul style="list-style-type: none"> - You should eat more fruit. - He ought to do more exercise. - You had better wait a few more days.
<p><i>Obligation & Necessity</i> MUST / HAVE TO NEED TO</p>	<ul style="list-style-type: none"> - You must wear a seat belt – it's the law. - All children have to go to school. - We need to be very careful.
<p><i>Lack of Obligation</i> DON'T HAVE TO NEEDN'T</p>	<ul style="list-style-type: none"> - You can wear a helmet when you're cycling, but you don't have to. (It's not the law.) - You can leave now – you needn't wait for us. (It's not necessary.)
<p><i>Prohibition</i> MUSTN'T / CAN'T</p>	<ul style="list-style-type: none"> - Students mustn't use their mobile phones during lessons. - Children under fifteen can't watch this film.
<p><i>Permission</i> CAN / COULD / MAY BE ALLOWED TO</p>	<ul style="list-style-type: none"> - You can come with us if you like. - May I smoke? - Could I use your laptop? - We're allowed to go home early on Fridays.
<p><i>Requests & Polite Orders</i> COULD / CAN</p>	<ul style="list-style-type: none"> - Can you help me, please?
<p><i>Invitations -Offers</i> WOULD YOU LIKE ...?</p>	<ul style="list-style-type: none"> - Would you like another beer? - Would you like to go to the movies?

1) PROBABILITY & CERTAINTY

Talking about the PRESENT		Talking about the PAST	
100 % (Sure)	MUST (BE)	MUST HAVE (BEEN)	<i>High chance Strong evidence</i>
	COULD (BE)	COULD HAVE (BEEN)	
	MAY (BE) MIGHT (BE)	MAY HAVE (BEEN) MIGHT HAVE (BEEN)	
0% (Impossible)	CAN'T (BE)	COULDN'T HAVE (BEEN) CAN'T HAVE (BEEN)	<i>Low Chance</i>

- It can't be true. You can't be serious.
- Someone is outside. It must be John.
- They may well have forgotten it.
- He might even have won the competition.

2) REQUESTS & POLITE ORDERS, INVITATIONS, OFFERS & SUGGESTIONS

- › Asking for **Permission**: **CAN / COULD*** / **MAY***
- › Making a **Request**: **COULD*** / **CAN**
- › **Offering** something: **WOULD YOU LIKE + NOUN?**
- › **Inviting**: **WOULD YOU LIKE TO + INFINITIVE?**

[*: More formal]

	Example	'Yes' answer	'No' answer
Permission	May I smoke?	Of course / Certainly / Sure	Err... I'd rather you didn't...
Request	Could you speak more slowly?	Of course / Certainly / Sure	I'm afraid I can't...
Offer	Would you like some more wine?	Yes, please.	No, thanks. I'm OK / fine thanks.
Invitation	Would you like to see a movie?	Yes, I'd love to!	I'm afraid I'm busy...

3) ABILITY

	GENERAL ABILITY (Skill you learn) ^[1]	SPECIFIC ABILITY (Particular situation) ^[2]
PRESENT) CAN / CAN'T - I can play the piano. - She can speak English.) CAN / CAN'T - He can't drive, he's too tired. - We can't come now. - I can hear you, but I can't see you.
PAST) COULD / COULDN'T - I could read when I was four. - She could speak French when she was a child, but now she has forgotten it. - He couldn't dance at all until he took lessons. - My grandfather couldn't swim.) WAS ABLE TO + INFINITIVE / COULDN'T - When the computer crashed yesterday, I was able to fix it. - She was able to pass the exam, even though she hadn't studied much. - He called us because he couldn't find the house. - I couldn't open the window.) COULD with: see, hear, feel, smell, taste, remember, believe, understand, decide. - They could smell smoke. - I could understand him perfectly.) COULD + HAVE + PAST PARTICIPLE (An ability someone had in the past, but didn't use) - I could have played the piano well, but I didn't practise enough. - We could have come earlier. - She could have studied law, but she preferred to become a secretary.
FUTURE) WILL / WON'T BE ABLE TO + INFINITIVE - At the end of the course, you will be able to make your own website. - He won't be able to speak Japanese in a week! It will take months.) CAN / CAN'T - I can help you tomorrow - I can't come to the party

- [1]: GENERAL ABILITY: This is something that once you have learned you can do any time you want, like being able to read or swim or speak a language, for example.
- [2]: SPECIFIC ABILITY: This mean something that you can or can't do in one particular situation. For example, being able to lift something heavy, or find somewhere you are looking for.

4) OBLIGATION & NEED, ADVICE & PROHIBITION

We use:

- 1) **HAVE TO** when we want to talk about **rules** or **laws**. It expresses an 'OUTSIDE' OBLIGATION – for example a rule at school or work, or from someone in authority, (the police, the government, etc.)
 - > You **have to** have a driving licence if you want to drive a car. (That's the law)
 - > He **has to** start work at 8.00.

- 2) **MUST** for orders or when we want to say that it is **necessary or important** to do something. It expresses 'INSIDE' OBLIGATION, (the speaker thinks it is necessary).
 - > She **must** go to the doctor. (= I think this is necessary) I **must** get my hair cut.
 - > You **must** be home by ten!

- 3) **DON'T NEED** and **DON'T HAVE TO** when to say that something is **not necessary**. (There is NO OBLIGATION)
 - > You **don't need / needn't** do the washing-up. I've got a dishwasher.
 - > She **doesn't have to** work on Monday. It's her day off.

- 4) **MUSTN'T** when we want to say that something is **not allowed** [= Forbidden]. (PROHIBITION)
 - > You **mustn't** cheat in exams.
 - > Passengers **mustn't** cross the line.

	SHOULD	SHOULDN'T	MUST	HAVE TO	DON'T HAVE TO	DON'T NEED TO NEEDN'T	MUSTN'T
It's a good idea (Advice)	✓						
It's NOT a good idea (Advice)		✓					
It's important / necessary to do sth. (Orders, strong advice or 'internal obligation')			✓				
Rule / law ('External' obligation)				✓			
Not allowed (Prohibition)							✓
Not necessary					✓	✓	

4-MODALS: Forms

1) MODAL + INFINITIVE

- She can speak 4 languages.

2) MODAL + HAVE + pp

› Talking about the **PAST**:

- I should have asked him his email.
- You shouldn't have said that. (Criticism)

› Talking about the **FUTURE**:

- By next Friday, I might / may have finished the book.

3) MODAL + BE + -ING

- Malcom isn't in his office. He might be working at home today.

4) CAN / MUST

When we need a **PAST PARTICIPLE** or an **INFINITIVE** form:

› **CAN >> BE ABLE TO**

- I'm not sure if I will be able to come to your party.
- I haven't been able to solve this problem.
- I would love to be able to play the guitar.

› **MUST >> HAVE TO**

- You'll have to work hard if you want to pass the exams.
- She's had to return to Korea at short notice.

5-HAD BETTER / WOULD RATHER

1) HAD BETTER ('d better)	Advice ('Más vale que / sería mejor que...')
2) WOULD RATHER ('d rather)	Preference ('Prefiero' / 'Preferiría...')

1) HAD BETTER ('d better)

- **'D BETTER + INF.** Referring to present or future time (Never the past!!!)
 - There'll be a lot of traffic tomorrow. We'd better leave early.
- **HAD BETTER NOT + INF.**
 - They'd better not be late.
 - You'd better not eat fast food.

2) WOULD RATHER ('d rather)

- **'D RATHER + INF.** (Prefiero)
 - I'd rather cook than eat out.
 - **'D RATHER + NOT + INF.**
 - I'd rather not eat left-overs.
- I'd rather not:** To refuse an offer, suggestion, or invitation.
- **'D RATHER + SUBJECT + PAST FORM** Present / Future meaning ('Preferiría...')
 - Shall we go out for dinner tonight? ~ No, I'd rather we ate at home, if you don't mind.
 - Shall I write to Harry and tell him that we've sold the car? ~ I'd rather you didn't.
 - My mother would rather we caught the bus, rather than walk home after the party.

6- QUESTIONS

- 1) Subject & Object Questions
- 2) Indirect Questions
- 3) Questions in Reported Speech

(WH-) + ASVO?

(WH-) + Auxiliary /Modal + Subject + Verb + Objects?

When does your brother get back?

1) SUBJECT & OBJECT QUESTIONS

Subject Questions [Wh- = Subject]

- › When the **WH- WORD** is also the **SUBJECT**, there is **NO AUXILIARY** & the word order is **NOT INVERTED**
 - What happened next?
 - Who told you that?
 - Who broke the window?

Object Questions

- Who does Romeo love? Juliet.
- Who did he beat in the final?

2) INDIRECT QUESTIONS *Do you know...? / Can you tell me...?*

- › NO subject-verb inversion (S + V)
- › We use a '**WH- WORD**' or '**IF**':
 - **WH-**: Can you tell me where the post office is?
 - **IF**: Do you know if this is the street?

3) QUESTIONS IN REPORTED SPEECH

- › No Subject-verb inversion! The order is the same as in statements: Subj. + Vb.
- › No Question Mark! → ?
- › **Yes-No Questions**: Reporting sentence + **IF / WHETHER** + ... (S. + Vb.)
 - She asked me if I had a driving license.
- › **Wh-Questions**: Reporting sentence + **WH-** + ... (Subj. + Vb.)
 - The police officer asked where we were going.

7-RELATIVE CLAUSES

1) Relative Pronouns

2) Types: Necessary & Additional Clauses

1) RELATIVE PRONOUNS

▪ Reminder: Uses

'Who' (people)		'Where' (Place)	'Whose' (Possessive)
'Which' (things)		'When' (Time)	'Whom' (Prep. + 'who')
'That' (people / things)			

- That's the girl who is going out with my cousin.
- The hotel where we stayed last week was very cheap.

▪ **Whose**: Possessive Relative (Spanish: 'cuyo')

- The winner was a Brazilian player, whose name I have forgotten.
- The house whose roof collapsed has been repaired.

▪ **Whom**: Preposition + 'who' = 'Whom'

- He is an architect of whom I have heard great things.
- The lady to whom you were talking ...

Note the expression: 'To whom it may concern'

[Used as the greeting in very formal letters when we don't know the addressee]

2) RELATIVE CLAUSES:

- **Necessary: No commas!!**
 - The people who live next door have 3 children.
- **Additional: Commas**
 - The Porters, who live next door, have 3 children.

Compare:

- A. The people who live next door have 3 children.
- B. The Porters, who live next door, have 3 children.

▪ **Necessary (Defining) Clauses**

They give us necessary information- which person / thing the speaker means.
They CAN'T be omitted. The people have 3 children.☒

▪ **Additional (Non-defining) Clauses**

They include **EXTRA NON-ESSENTIAL INFORMATION**.
The meaning is clear without the relative clause. The Porters have 3 children.☑

<i>Necessary (Defining) Clauses</i>	<i>Additional (Non-defining) Clauses</i>
<ul style="list-style-type: none"> ▪ They CAN'T be omitted-ESSENTIAL INFO <ul style="list-style-type: none"> - Simon is the boy who lives next door. - Is that the film in which he robs a bank? ▪ We can omit the relative when we have Subject + Verb <ul style="list-style-type: none"> - That's the man I saw. <ul style="list-style-type: none"> (= That's the man <u>who / that</u> I saw.) ▪ We can use 'that' instead of 'who / which' <ul style="list-style-type: none"> - The car <u>which / that</u> we bought is a hybrid car. 	<ul style="list-style-type: none"> ▪ They can be left out (omitted)-EXTRA INFO <ul style="list-style-type: none"> - Ken's mother, who is 69, has just passed her driving test. ▪ They go between COMMAS <ul style="list-style-type: none"> - My uncle John, who lives in Manchester, is coming to visit me next week. ▪ Always with a relative PRONOUN <ul style="list-style-type: none"> - She gave me the key, which I put in my pocket. ☑ - She gave me the key, I put in my pocket. ☒ ▪ We can't use 'that' <ul style="list-style-type: none"> - She gave me the key, which I put in my pocket. (... that I...)

Tips:

- ✓ Use the relative pronouns. (Don't omit them)
- ✓ Non-necessary info between commas.
- ✓ Use 'who' / 'which' + avoid 'that'- Especially after a comma!!

8 - PURPOSE (Final) CLAUSES

We use final clauses...

To explain the purpose of an action / thing or to describe how something is used (Its function)

1) Spanish: 'para + infinitivo'

- **TO + Infinitive** (More formal: 'In order to + inf.'). The subject must be the same
This wall is to keep people out the garden.
He phoned in order to invite us to a party. I need a few days in order to finish he book.

Negative form: Not to + infinitive. She hurried in order not to miss the bus.

- **FOR + Nouns / -ing**

This bottom is for starting the engine. This is for the lights. These boots are for riding

Compare:

What would you like **for** dinner? What would you like **to** eat?

I'm going to Paris **for** business. I'm going to Paris **to** learn French.

2) Spanish: 'A fin de, con el fin de...'

- **SO AS TO + Infinitive**

She went abroad so as to find a better job.

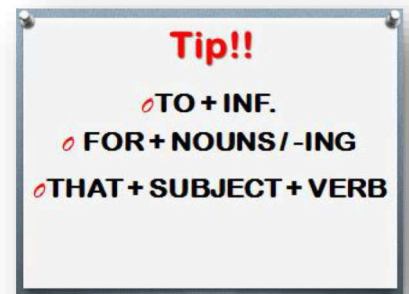
- **SO THAT / IN ORDER THAT + Subject + Verb**

(They often followed by can / will / could / should / would + inf.)

I gave her my address so that she contacted me.

She bought a computer so that she could practice at home

I hurried so that I wouldn't be late.



9-PASSIVE VOICE

3) Uses

4) **Structure:** 'Be' + pp (+ by + subject)

5) **2 Objects:** Jim was given the money. The money was given to him.

6) **It's said that... / He's said to be...** He's said to be crazy.

It's supposed / expected / reported... [Verbs of Opinion]

7) **'Have sth. done':** Lisa had her hair cut very short.

8) **'Something needs + -ing'**

Active vs. Passive

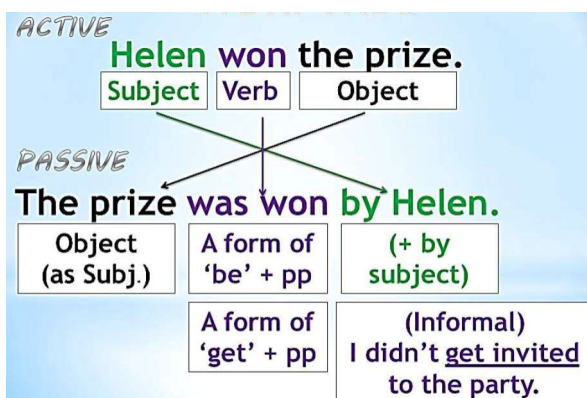
A dog attacked Michael. Michael was attacked by a dog.

Someone stole a famous painting yesterday. A famous painting was stolen yesterday.

1) USES

- ✓ In **announcements / regulations**. Passengers are requested to proceed to gate 5.
- ✓ When the **subject** is:
 - **Unknown**. My car was stolen last night.
 - **Irrelevant** (or we don't want to say it) A mistake was made. Prices were raised.
- ✓ To talk about **processes**. Then the sugar is added to the mixture, and...

2) STRUCTURE



- ✓ **Negative:** Add 'NOT' to the verb to be.
 - This dish IS NOT cooked in the traditional way.
- ✓ **?s: Be as auxiliary- ASVO?- Be + S + pp + O?**
 - Are these toys made in China?
 - What is this machine used for?

✓ Typical expressions with 'Get':

Get dressed / Get changed / Get washed / Get lost / Get started
Get engaged, married, divorced

- Without a map, we soon got lost.

✓ Being + pp

The passive of -ing forms is 'being + pp.' → being told / being given...

- I don't like people telling me what to do. I don't like being told what to do.
- I remember being given a drum on my fifth birthday.

3) WITH 2 OBJECTS

We gave the police the information

O: Sby

O: Sth

The police were given the information = The information was given to the police

S: Sby

O: Sth

S: Sth

O: Sby

Sby + passive form + sth.

=

Sth. + passive form + TO sby

When we have 2 objects, there are 2 possible passive sentences:

- Someone gave Jimmy the money.
- Jim was given the money. (More common)
- The money was given to Jimmy. (Less common)

Typical verbs with 2 objects:

- | | | | |
|--------|---------|-----------|----------------|
| ▪ ASK | ▪ PAY | ▪ PROMISE | ▪ BRING / TAKE |
| ▪ SEND | ▪ TEACH | ▪ SHOW | ▪ OFFER |
| ▪ TELL | ▪ GIVE | | |

She will be told the news.

4) IT'S SAID THAT... / HE'S SAID TO BE... (Reported Speech)

2 structures:

<i>IT + 'BE' pp + THAT-SENTENCE</i>	<i>SUBJECT + 'BE' pp + TO-INFINITIVE</i>
<ul style="list-style-type: none">- It is said that Mr Ross is a millionaire. (= People say Mr Ross is a millionaire.)- It was thought that she was abroad. (= People say she was abroad.)	<ul style="list-style-type: none">- Mr Ross is said to be a millionaire. (= People say Mr Ross is a millionaire.)- She was thought to be abroad. (= People say she was abroad.) <p>Note: The to-Infinitive can be: 'Have + pp'</p> <ul style="list-style-type: none">- He is thought to have been a genius. (People think he was a genius.)

Verbs of Opinion

▪ 'Be supposed to'

-Meanings:

1) = **Be said to**

I'd like to read that book. It's supposed to be very good.(= It is said to be very good.)

2) What people are **expected to do** because of an arrangement, a rule, or a duty.

I'm supposed to see Maria this afternoon.

▪ Other verbs used as 'be supposed to':

- | | | | |
|-----------|----------|--------------|---------------|
| - Say | - Know | - Find | - Allege |
| - Think | - Report | - Understand | - Claim |
| - Believe | - Expect | - Consider | - Acknowledge |

Taxes are expected to be reduced soon. (=It is expected that taxes will be reduced...)

Tip: Start by using 'It is said that...' / 'It is expected...'

5) 'GET SOMETHING DONE'

✓ Meaning

We use it when someone does something for us, usually a type of service, such as have:

- | | | |
|---------------------|--------------------|------------------|
| ▪ A photo taken | ▪ Your eyes tested | ▪ Your car fixed |
| ▪ A tooth taken out | ▪ Your hair cut | |

Compare:

- We're going to have the kitchen painted yellow. (By a painter)
- We're going to paint the kitchen yellow. (We're going to do it ourselves)

✓ Structure: Get / Have + thing + pp

- My brother got his car repaired yesterday.
- Andy had his computer upgraded last month.
- I must get this coat dry-cleaned.
- Lisa will have her hair cut very short.

6) Something needs +-ing

To say a thing or person needs some kind of action: Subject + needs + -ing.

- Your hair needs cutting.
- The floor needs cleaning.

10-SPANISH 'SE'

1) Reflexive Pronouns: -self / -selves

2) Reciprocal Pronouns: 'Each other' / 'One another'

3) Passive Sentences

4) Impersonal Sentences (=You)

5) 'Empty'

Reflexive Pronouns (<i>'a sí mismo', 'para sí mismo'</i>)	Reciprocal Pronouns (<i>'entre sí', 'el uno al otro', 'unos a otros'</i>)
Subject = object	Subject + object = Same people with a mutual relationship
-self / -selves	One another / each other

1) REFLEXIVE PRONOUNS

When the subject and the object refer to the same people or things. She looked herself in the mirror.

Myself	Ourselves
Yourself	Yourselves
Himself, Herself, Itself	Themselves
Oneself	

- › Actions where the **SUBJECT AND OBJECT** are the **SAME PERSON**:
 - He hurt **himself** quite badly in the fall. [Compare: 'He hurt them quite badly']
 - I'm going to get **myself** a drink. Anyone else want one?
 - When are **you** going to stop pushing **yourself** so hard?
- › After '**AS FOR**', '**LIKE**', '**BUT FOR**', '**EXCEPT FOR**' [Personal pronouns are also possible in this case]
 - As for myself, I haven't decided yet.
- › After '**BY**' (= Without help)
 - Did she draw that (by) herself?
- › Meaning '**ALONE**' with or without the preposition 'by'
 - I think it would be better if you did it yourself.
 - Sara lives by herself.
- › After a noun for **emphasis** or **contrast**:
 - I myself sometimes say things I don't mean.
 - It is not Liverpool I miss, but England itself.

Main VERBS used...

- > With reflexive pronouns:
 - › Cut yourself [But: 'Cut + part of the body' with no reflexive pronoun. He cut his finger.]
 - › Help yourself (to sth.) Help yourself to some more coffee!
 - › Be yourself (Behave in the way you usually behave) Just be yourself at the interview

Enjoy Ask Be proud of Behave Look after Kill Talk to
Treat Introduce Feel sorry for Forgive Take care of Remind Teach

› Push yourself 'Don't push yourself so hard, Tom,' Lisa said.

> With **NO** reflexive pronouns:

› Actions which people usually do to themselves: Wash, shave, dress... But: Dry + ... self

You can use reflexive pronouns when someone does something they weren't able to do previously.
She's six now. She's old enough to wash herself.

› Cut + part of the body [But: 'Cut + oneself']


› Concentrate, feel, relax, meet, get up, sit down, lie down, hurry

2) RECIPROCAL PRONOUNS

› USE: When people do the same thing, feel the same way, or have the same relationship.

- Nick and Laura took each other's numbers. (= Tom took Laura's number. Laura took Tom's number.)

- They hate one another.

› Reciprocal pronouns are **NOT** used as **subject**. 

› 'EACH OTHER' vs. 'ONE ANOTHER'

> When the subject is **two people** we use 'Each other'. We help each other a lot.

> When it is **more than two people** we use 'One another' / 'Each other'. They support one another.

› Possessive forms: 'each other's' / 'one another's' > I hope you enjoy each other's company.

› Reciprocal pronouns ≠ reflexive pronouns 

Reciprocal pronouns and plural reflexive have different endings:

- Fred and Jane talked to *each other*. (= Fred talked to Jane. Jane talked to Fred.)

- Fred and Jane talked to *themselves*. (= Fred talked to himself and Jane talked to herself.)

3) PASSIVE SENTENCES

- Smoking is prohibited here. [Se prohibe...]

4) IMPERSONAL SENTENCES

'Se' = YOU [Tip: The subject would be 'one' or 'people']

- You can find coconuts in the market. [Se pueden encontrar...]

5) EMPTY

- I'm going to send it to them. [Se lo voy a...]

11-FUTURE TENSE

1) <i>Be going to + inf.</i>	Future PLAN already DECIDED
2) 'Will' / 'won't'	Intention AS YOU SPEAK, Offers & Promises
3) <i>Present Continuous</i>	Arrangements
4) <i>Present Simple</i>	Timetables / programmes / ...
5) <i>Future Perfect</i>	Already COMPLETE in the future
6) 'Will be' + -ing	Doing sth. at a particular time in the future
7) <i>To be about to + inf.</i>	Spanish: 'Estar a punto de...'

1) *Be going to + inf.*

- 1) Personal **PLAN / INTENTION** → You have **already decided to do it BEFORE you speak** about it.
She's going to study law.

Exception: 'GO' / 'COME' → We use the present continuous instead:

I'm going shopping. I'm coming home.

- 2) Events **you think / know will happen because of the situation** now ('Acciones que se ven venir')
It's very cloudy. It's going to rain.

2) 'Will' / 'Won't'

- 1) Future **INTENTION**. You're deciding **AS you speak**. I'll take the blue one.
- 2) **OFFERS / PROMISES**. I won't do it again. I'll do the washing-up.
- 3) **PREDICTIONS**, usually with 'I think' / 'I believe' / 'I suppose'. I think the swimming pool will be full.

3) *Present Continuous*

- 1) **Arrangements**. (Arranged to meet sby. / to go somewhere, etc. → 'Acciones ya programadas')
On Monday I'm meeting Allan. Mike's coming for dinner.
- 2) **'GO' / 'COME'**- I'm going home.

4) *Present Simple*

- 1) **TIMETABLES / PROGRAMMES /...** The train leaves at 18.30. What time does the film start?

5) Future Perfect

1) **Will have + pp** = Sth. will be already complete

+	Will have + pp	I'll have finished by six o'clock.
-	Will not / won't have + pp	He won't have finished by six o'clock.
?	Will ... have + pp?	Will you have finished by six o'clock?

2) **Will have been + -ing** = Length of time of an action in the future

+	Will have been + -ing	By one o'clock, I'll have been waiting for 30 minutes.
-	Will not / won't have been+ -ing	She won't have been waiting for long.
?	Will ... have been+ -ing?	Will they have been waiting for a long time?

6) Will be + -ing

1) **IN THE MIDDLE OF DOING STH.** in the future.

I'll be working at 7 o'clock. (= I'll start before 7 and I will continue after 7)

2) **Complete actions: PLANS.** What time will be your friends be arriving tomorrow?

7) To be about to + inf. ['Estar a punto de']

- The performance is about to begin. Please take your seats.
- The performance was about to begin when someone started screaming.

Remember: Predictions

Be going to + inf.	Will / won't + Inf.
Based on what you can see or hear. Look at those clouds! It's going to rain!	Based on what you think. (Usually with 'I think' / 'I believe' / 'I suppose') The prices will get down next month.

12-CONDITIONAL SENTENCES

> Conditional clause = **If- clause (Condition)**, + **clause (Consequence)** → If you add sugar to your coffee, it dissolves. Or...

Clause (Consequence) + if- clause (Condition) → Sugar dissolves if you add it to your coffee.

If 'A' happens, 'B' WILL happen If you work hard, you **will** pass your exam.

1) OPEN / REAL Condition

2) POSSIBLE [Hypothetical for the PRESENT time]	If 'A' happened , 'B' WOULD If you worked hard, you would pass your exam. happen ↙ Spanish: ↘ -ARA / -ESE -RÍA
3) IMPOSSIBLE [Hypothetical for the PAST time]	If 'A' HAD happened , 'B' WOULD HAVE happened If you had worked hard, you would have passed your exam. Spanish: ↙ Spanish: ↘ HUBIERA / HUBIESE + -ADO / -IDO HABRÍA + -ADO / -IDO

1) OPEN / REAL Condition [To talk about POSSIBLE PRESENT or FUTURE situations, HABITS or GENERAL TRUTHS]

IF +	Present Simple,	WILL + Infinitive	If it rains, I WON'T go out.
	Imperative	Present Simple	If you mix yellow and blue, you get green.
		Imperative	If you see Henry, tell him I want to talk to him.

2) POSSIBLE [To talk about UNREAL / UNLIKELY PRESENT or FUTURE situations]

IF +	Past Simple,	WOULD	It WOULD be easier if you came by train.
	Could / might / may	+ Infinitive	If I had the right tools, I COULD repair the car

'WERE' is often used for I / he / she / it → If I **were** you, I'd buy the car.

We can use 'Were to' instead of the past simple. If they **were to** offer me a job, I'd turn it down.

3) IMPOSSIBLE [To talk about UNREAL PAST situations]

IF +	HAD + pp,	WOULD	If everyone HAD been careful, this accident WOULDN'T HAVE happened.
	Could / might / may	+ HAVE + pp	You MIGHT HAVE found something better if you HAD looked longer.

› **Comma:** *If...*, ... or ... *if* ...

When the if-clause comes first, there is a comma in the middle. ⚠
 When the if-clause comes second, there is NO comma.
If I had the money, I'd buy the flat = I'd buy the flat *if I had the money*

› **Tip:** 'WILL' / 'WOULD' **NEVER** occur in the **If-clause**. ○

› **'WHETHER'** (= 'if')

We can use 'WHETHER' instead of 'if', especially when there are two ALTERNATIVES →
 'Whether... or not'

- Whether you like it or not, I'm staying here.
- I'm not sure whether I'll have the time.
- Let me know whether you can come or not.

> We can use '**Should**' instead of 'if' in the first conditional (= If by any change). It makes the action less likely.

Should you see John, can you give him a message?

› **Other conditional expressions:**

UNLESS (Negative Condition)	Unless he improves his work, he'll fail the exam. [Verb in positive form!!!]
EVEN IF	I'll do it even if it kills me.
AS / SO LONG AS IN CASE	You can stay here as / so long as you are quiet. In case you need me, I'll be in my office.
GIVEN (THAT)	Given the favourable reviews, the show will probably run for at least a year.
PROVIDED (THAT) PROVIDING (THAT)	You can borrow my laptop provided / providing you bring it back next week.
SUPPOSING (THAT) ASSUMING (THAT)	Supposing that they invite you, will you go?
ON CONDITION (THAT) ONLY IF	I'll give you the day off on condition that you work on Sunday morning.

› **INVERTED CONDITIONALS**

When the auxiliary is 'HAD' / 'WERE' / 'SHOULD' we can find: Auxiliary + Subject **WITHOUT 'if'**
 ['HAD' / 'WERE' / 'SHOULD'] + **Subject, ...**

- Had I known, I'd have come earlier. [= If I had known, I'd have come earlier.]
- Were she here, she would do things differently. [= If she were here, she would do things differently.]

13-WISHES & REGRETS

	STRUCTURE	MEANING
Wish...	Would + inf.	= You want something to happen.
	Past Simple	= You want things to be different.
	Past Perfect	= You are sorry that something didn't happen.

1) WISHES

To express wishes *about the PRESENT / FUTURE*:

1) Wish + Would + inf.

Wish 'if only'	... WOULD + INF.	=	A wish for sth. to happen / stop happening (You want sth. to happen / sby. to do sth. or you complain about things people do repeatedly)
-------------------	------------------	---	--

- > Tom wishes his neighbours wouldn't make so much noise.
- > If only you'd keep the place tidy.
- > I wish England would win the World Cup.

- » We use 'wish... would + inf.' for ACTIONS / CHANGES, not situations. Compare:
- I wish Sarah would come. [Action = I want her to come]
 - I wish Sarah was / were here now. [Situation = Sarah is not here]

2) Wish + Past Simple

Wish 'if only' 'would rather' ('d rather) 'It's time'	... PAST SIMPLE	=	A wish for things to be different (Sth. is not as you would like it to be, you are not happy with the PRESENT situation)
--	--------------------	---	--

We say... (Wishes)	Real situation (Facts)
I wish I were rich.	I'm not rich.
I wish I could come.	I can't come.
If only I had a new car.	I have an old one.
I'd rather you lived nearer.	You live miles away.
It's time you knew the truth.	You didn't know it.

- ▼ We can use 'were' instead of 'was'. If only I were taller, I might be better at basketball.
- ▼ We CANNOT use 'would' in this sentences, but we can use 'could'.
I wish I could sing. (But I can't)

2) REGRETS

To express **UNREAL / IMAGINARY PAST** situations

1) THE THIRD CONDITIONAL [If + had + pp, would have + pp]

We say... (Regrets)	Real Past Situation (Fact)
If he'd been more careful, he wouldn't have fallen.	He wasn't careful. He fell.

2) WISH + PAST PERFECT

Wish	... PAST PERFECT	=	A regret for sth. that didn't happen (You are sorry that sth. didn't happen)
'If only'			
'would rather' ('d rather)			

We say... (Regrets)	Real Past Situation (Fact)
I wish I'd met the President.	I didn't meet the President.
I wish you hadn't lost that photo. It was a really good one.	You lost the photo.
I wish I'd got up earlier. I'm behind with everything today.	You got up late.

We DO NOT use 'would have' in these sentences, but we can use 'could have'.

I wish I could have been at the wedding, but I was in New York.

3) SHOULD(N'T) + 'HAVE + PP' [ought to / could / might]

(= It is an advice that is too late. It would have been a good idea, but you didn't do it)

We say... (Unfilled advice)	Real Past Situation (Fact)
You should have taken the medicine.	You didn't take it.
She could've gone to a better university.	She didn't go to a good university.

14-REPORTED SPEECH

1) Statements

2) Questions [Yes-No / Wh- ?s]

3) Commands and Requests

4) Reporting with Passive verbs

> **Direct Speech:** '...', Subject + reporting verb → 'He is mad!', she said.

> **Indirect Speech:** Subject + reporting verb + (that) ... → She said (that) he was mad.

1) STATEMENTS

Typical reporting verbs:

> SAY STH (TO SBY)

> TELL SBY STH

The tense is backshifted. Pay special attention to these changes:



	Past Continuous 'I was waiting for you', he said.	→	Past perfect Continuous He told me he had been waiting for me.
FUTURE	Will 'I will tell you tomorrow', she said.	→	Would (Conditional) She told me she would tell me the next day.
	Be going to (present forms) 'I'm going shopping today', she said.	→	Be going to (past forms) She said she was going shopping that day.
SOME MODAL VERBS	May	→	Might
	Can	→	Could
	Must	→	Must / had to
			Do not change: Might, could, would, ought to, should

OTHER CHANGES



PRONOUNS	I	→	He / she
	My	→	His / her
PLACE / DISTANCE REFERENCES	Here	→	There, at the flat, ...
	This	→	That

TIME EXPRESSIONS

Today	→	That day
Tonight	→	Last night
Yesterday	→	The day before, the previous day
Tomorrow	→	The next day, the following day
The day before yesterday	→	Two days before
The day after tomorrow	→	In two days' time
Last Monday	→	The previous Monday
Next week	→	The previous week
This month	→	That month
An hour ago	→	An hour before / earlier

2) QUESTIONS



No Subject-verb inversion! The order is the same as in statements: Subj. + Vb.
No Question Mark! → ❌

> Yes-No Questions

Reporting sentence + IF / WHETHER + ... (S. + Vb.)

She asked me *if* I had a driving license.

> Wh-Questions

Reporting sentence + WH- + ... (Subj. + Vb.)

The police officer asked *where* we were going.

3) REQUESTS / COMMANDS

> Positive (= Do it!) *'told sby to do it'*

Subj. + Reporting Verb + SBY + TO-INF.

She told me to accept the offer.

> Negative (= Don't it!) *'told sby not to do it'*

Subj. + Reporting Verb + SBY + NOT TO-INF.

She told me not to do it.
 She told me not to accept the offer.

VERB PATTERNS- Typical reporting verbs:

VERB + 'TO' infinitive		VERB + sby + 'TO' infinitive		VERB + -ing form	
PROMISE*	REFUSE	REMIND*	INVITE	SUGGEST*	INSIST ON
AGREE*	OFFER	WARN*	ASK	ADMIT*	APOLOGIZE FOR
	THREATEN	ADVISE*	BEG	DENY*	CONFESS TO
			TELL	INSIST*	PROPOSE
				CONFESS*	

*= Verbs that can be followed by a that-clause (Subject + Verb):

ACCEPT, ADMIT, ADVISE, AGREE, CONFESS, DECLARE, DENY, INSIST, PROMISE, REMIND, SUGGEST & WARN.

Examples:

- I **invited several candidates to come** for an interview.
- **Remind Jenny to bring** her laptop when she comes.
- She **reminded me (that)** we had met before.

Notes:

- 1) For commands and requests, use 'tell' and not 'say'
- 2) Pay attention to the use of prepositions:
 - 'I must have a rest' → she **insisted on having** a rest.
 - She **insisted (that)** we all went to her flat for coffee.
 - Simpson has **confessed to taking** the money.
 - Ed later **confessed** that he was worried the whole time.
- 3) Sometimes, when the subject is different, we can ONLY use a that-clause. Compare:
 - Jim promised to tidy up his room.
 - The doctor promised me that those pills will make feel better. (The doctor ~~promise me to those pills...~~)
 - Nobody agreed it was a good idea. (Nobody ~~agreed to be~~ a good idea.)

4) REPORTING WITH PASSIVE VERBS

[Be] said / supposed to...

It is said that he is very rich.

He is said to be very rich. (= People say he is very rich)

SUBJECT + PASSIVE VERB [=Be + pp] + TO-INF.

We can use this structure with the participles:

ALLEGED	EXPECTED	SAID	THOUGHT
BELIEVE	KNOWN	SUPPOSED	UNDERSTOOD
CONSIDERED	REPORTED		

It is reported that two people were injured in the explosion.

Two people are reported to have been injured in the explosion.

Pay special attention to these changes:

Conditional / Future	→	Inf.
It is expected that the strike will end soon.		The strike is expected to end soon.
Past	→	Have + pp
It is alleged that he kicked a policeman.		He is alleged to have kicked a policeman.
There (be)	→	There + Passive verb + to be
It is thought (that) there are too many obstacles to peace.		There are thought to be too many obstacles to peace.



1 Verbs that can be used in the pattern **IT+ PASSIVE VERB + THAT-CLAUSE**

2 **SUBJECT + PASSIVE VERB + TO-INF. / THERE + PASSIVE VERB + TO BE**

1) *It + passive verb + that-clause*

✓ Acknowledge	✓ Find	× Inform
✓ Agree	✓ Know	× Persuade
✓ Allege	✓ Mention	× Reassure
✓ Announce	✓ Propose	× Remind
✓ Assume	✓ Recommend	× Tell
✓ Calculate	✓ Report	× Warn
✓ Claim	✓ Say	
✓ Consider	✓ Say	
✓ Decide	✓ See	
✓ Declare	✓ Show	
✓ Discover	✓ Suggest	
✓ Estimate	✓ Tell	
✓ Expect	✓ Think	
✓ Feel	✓ Understand	

2) *Subj. + passive verb + to-inf. /*

There + passive verb + to be

<p>✓ Tell [Only when = order] I was told to go with them.</p>	<p>All the verbs in 1 <u>except</u>:</p> <ul style="list-style-type: none"> × Agree × Announce × Decide × Mention × Propose × Recommend × Suggest
---	--

15- VERB PATTERNS

(-ING. VS. INFINITIVE)

1) INFINITIVE (Without to)

> **After most auxiliaries / modal verbs.** We *couldn't* get there without this car.

Except:

- 'HAVE TO' [Obligation] I have to go to the bank.
- 'BE ABLE TO' [Ability] Are you able to speak any foreign languages?
- ! - 'USED TO' ['Solía'] I used to sleep for hours.
- 'OUGHT TO' [= Should] Do you think I ought to apply for that job?
- 'BE GOING TO' [Future] Look at those clouds. It's going to rain.

2) -ING

> **After prepositions.** Are you interested *in* climbing? This knife is *for* cutting bread.

Exception: TO + INF. BUT!!

- 'GET USED TO' + -ing ('Acostumbrarse') We're getting used to living here.
- 'BE USED TO' + -ing ('Estar acostumbrado') I am used to living in a small village.
- 'LOOK FORWARD TO' + -ing ('Tener muchas ganas de') I'm looking forward to hearing from you.

> **After some time expressions: after, before, when, since, while** [When the subject is the same in the main clause]

Before leaving, he said goodbye to everybody. (= Before he left, he said...)

[Compare to: Before *they* came, we went to do some shopping.]

> **When a verb is the subject.** *Smoking* is bad for your lungs.

> **With taste verbs:**

- 'LIKE', 'HATE', 'LOVE', 'PREFER'



Except: With 'would'/'should' (i.e. in conditional clauses).

I would like to go to Spain. (✗ I ~~would like going~~ to Spain.)

- 'DISLIKE', 'ENJOY', 'MIND', 'CAN'T STAND'. I don't mind getting up early.

> **With verbs of the senses: 'SEE', 'WATCH', 'HEAR', 'FEEL', 'NOTICE'...** [When the action lasts some time]

I heard her crying. [Compare to: I heard him slam the door.]

> **With 'avoid' / 'practice'**- I usually avoid singing.

3) TO + INF.

> In general, in any other case not mentioned above

I want to learn Japanese.

It is easy to work with him. (= He is easy to work with.)

4) TO + INF. / -ING. [With a change in meaning]

> Stop

> Remember / Forget

> Try

	TO + INF.	-ING
<i>Stop</i>	Stop doing sth. in order to do sth. else I stopped to drink a coffee.	Give up a habit I stopped drinking coffee.
<i>Remember</i> <i>Forget</i>	Something you have to do I must remember to ask her for his phone number. I forgot to post the postcard. Oh, what I forgot to bring was the folder.	Memories of the past Do you remember going to that place in Manchester? I'll never forget landing at Hong Kong airport for the first time.
<i>Try</i>	Attempt I tried to phone you several times.	As an experiment Try turning the key.

> Regret

> Mean

> Go on

	TO + INF.	-ING
<i>Regret</i>	Be sorry for what you are about to say / do (Politeness) We regret to inform you that ...	Be sorry for what has already happened You're really regretting volunteering now, aren't you?
<i>Mean</i>	Intent to do sth. I didn't mean to offend her.	Involve / necessitate Getting the earlier flight means leaving here at 6.
<i>Go on</i>	Proceed (in a series) After having taught herself Italian, she went on to learn Arabic.	Continue She went on sleeping as the sun crept up.

> Like

> Need

	TO + INF.	-ING
<i>Like</i>	Sth is good / the right to do or a habit I like to do the washing up immediately after the meal.	Enjoy (Hobbies) I like cooking and reading the books.
<i>Need</i>	Necessary for sby to do sth. I need to do the shopping today.	Sth. needs to be done (Passive meaning) This room needs painting.

5) TO + INF. / -ING. [Without a change in meaning]

E.g.: It started to rain. (= It started raining.)

- > **Begin**
- > **Continue**
- > **Intend**
- > **Start**

Don't confuse:

- **'Be used to doing something'** ['Estar acostumbrado']

When it is familiar to you because you have often done it before.

Looking through the newspapers every day, we ~~are used to read~~ terrifying reports about crimes.

Looking through the newspapers every day, we are used to reading terrifying reports about crimes.

- **'Get used to doing something'** ['Acostumbrarse']

Children soon get used to spending much of their free time watching TV.

- **'Used to do something'** ['Solía' + infinitive]

VERB PATTERNS: STRUCTURES

+ -ing	<ul style="list-style-type: none"> ▪ Admit ▪ Adore ▪ Allow ▪ Avoid ▪ Can't stand ▪ Can't help ▪ Carry on 	<ul style="list-style-type: none"> ▪ Consider ▪ Deny ▪ Delay ▪ (Don't) Mind ▪ Enjoy ▪ Fancy 	<ul style="list-style-type: none"> ▪ Finish ▪ Give up ▪ Imagine ▪ Involve ▪ Keep ▪ Keep on 	<ul style="list-style-type: none"> ▪ Postpone ▪ Practise ▪ Put off ▪ Recommend ▪ Risk ▪ Suggest
	<ul style="list-style-type: none"> - Keep smiling! - Did you enjoy reading the book? - He denied stealing the purse. 		<ul style="list-style-type: none"> - I don't mind helping you. - He doesn't allow smoking in his house. - He recommended staying in that hotel. 	
To + inf.	<ul style="list-style-type: none"> ▪ Afford ▪ Agree ▪ Allow (Passive) ▪ Appear ▪ Arrange ▪ Ask ▪ Attempt 	<ul style="list-style-type: none"> ▪ Choose ▪ Dare ▪ Decide ▪ Expect ▪ Fail ▪ Forget ▪ Help 	<ul style="list-style-type: none"> ▪ Hope ▪ Learn ▪ Manage ▪ Offer ▪ Plan ▪ Pretend ▪ Promise 	<ul style="list-style-type: none"> ▪ Refuse ▪ Seem ▪ Tend ▪ Threaten ▪ Want ▪ Would like
	<ul style="list-style-type: none"> - I can't afford to go on holiday. - She's decided to give up her job. - It seems to be a nice day. 		<ul style="list-style-type: none"> - He agreed to lend me some money. - You are not allowed to smoke here. - I'd like to go to London this summer. 	
Sby + to + inf.	<ul style="list-style-type: none"> ▪ Advise ▪ Allow ▪ Ask ▪ Beg ▪ Encourage 	<ul style="list-style-type: none"> ▪ Expect ▪ Force ▪ Help ▪ Invite ▪ Order 	<ul style="list-style-type: none"> ▪ Permit ▪ Persuade ▪ Recommend ▪ Remind ▪ Teach 	<ul style="list-style-type: none"> ▪ Tell ▪ Want ▪ Warn ▪ Would like
	<ul style="list-style-type: none"> - They invited us to stay in their house. - She told me to come on time. 		<ul style="list-style-type: none"> - They asked us not to make such a noise. - Would you like me to carry your suitcase? 	
Sby + inf.	<ul style="list-style-type: none"> ▪ Let ▪ Make ▪ Help 		<ul style="list-style-type: none"> - Let me show you. - The news made her cry. - I'll help you do it. 	

Note: Some verbs can be used in more than one structure (help, recommend, want, would like, etc.)

HELP	<ul style="list-style-type: none"> ▪ Infinitive with or without to: - Everybody helped (to) clean up. ▪ Sby + infinitive with or without to: - Everybody helped her (to) clean up. 	<ul style="list-style-type: none"> ▪ Can't help + -ing: (= I can't stop myself from doing sth) - I tried to be serious but I couldn't help laughing.
-------------	--	--

16-SPANISH SUBJUNCTIVE

There are 4 main structures:

S2 + Vb	As long as you let me know...
S2 + Aux + Inf.	They don't need to talk to the boss.
Somebody + (NOT) TO + Inf.	I want you to have a look at this. I asked them not to be late.
Somebody + -ING	We can't stop them from using that motorbike.

- S2: Subject of the second verb
- Vb: Verb in the correct form
- Inf: Infinitive form
- Somebody: Me, you, him, her, etc.

Spanish Subjunctive	English Structure
1) Adjetivo + que... Es poco probable que eso pase aquí.	1) Adjective + FOR + Somebody + TO do something It's very unlikely for that to happen here.
2) Aunque... Aunque no esté en casa...	2) EVEN IF + S2 + Vb Even if he's not at home...
3) Con tal de que... Con tal de que llames...	3) AS LONG AS + S2 + Vb As long as you call...
4) Temporales ANTES DE QUE... Antes de que nos oiga. CUANDO... Cuando salga... DESPUÉS DE QUE... Después de que lo pintaran... EN CUANTO... En cuanto puedas... HASTA QUE... Hasta que lleguemos...	4) Time expression + S2 + Vb BEFORE + S2 + Vb Before he hears us. WHEN + S2 + Vb When he comes out... AFTER + S2 + Vb After they painted it... AS SOON AS + S2 + Vb As soon as you can UNTIL + S2 + Vb Until we arrive...
5) Sustantivo + Relativo Trae lo que tengas.	5) Noun + that / who / etc. + S2 + Vb Bring whatever you've got.
6) PARA QUE... Se pusieron de pie para que los viésemos.	6) SO THAT + S2 + MODAL Verb + inf. SO THAT + S2 + WILL / MAY / CAN + Inf. (Present) SO THAT + S2 + WOULD / MIGHT / COULD + Inf. (Past) They stood up so that we could see them.
7) Si... Si hubiéramos ganado...	7) IF + S2 + Vb If we had won...
8) Siempre que... Siempre que lo necesites.	8) WHENEVER + S2 + Vb Whenever you need it.
9) Sin que... La guerra acabó sin que dispararan un solo tiro.	9) WITHOUT + Somebody + -ING The war was over without them firing a shot.

<p style="text-align: center;">10) Verbo QUE...</p> <ul style="list-style-type: none"> ▪ Consegir que... ▪ Convencer para que... ▪ Decir que... ▪ Dejar que... ▪ Obligar a que... ▪ Ordenar que... ▪ Pedir que... ▪ Permitir que... ▪ Prohibir que... ▪ Querer que... ▪ Recordar que... <p>Les pedí que no llegaran tarde.</p>	<p style="text-align: center;">10) Verb + Somebody + TO DO something</p> <ul style="list-style-type: none"> ▪ GET + Somebody + TO + Inf ▪ PERSUADE + Somebody + TO + Inf ▪ TELL + Somebody + TO + Inf ▪ ALLOW + Somebody + TO + Inf ▪ FORCE + Somebody + TO + Inf ▪ ORDER + Somebody + TO + Inf ▪ ASK + Somebody + TO + Inf ▪ PERMIT + Somebody + TO + Inf ▪ FORBID + Somebody + TO + Inf ▪ WANT + Somebody + TO + Inf ▪ REMIND + Somebody + TO + Inf <p>I asked them not to be late.</p>
<p style="text-align: center;">11) Verbos de preferencia</p> <ul style="list-style-type: none"> ▪ Fastidiar que... ▪ Gustar que... ▪ Encantar que... ▪ Preferir que... <p>Me gustaría que conocieras a Nancy. No me gusta que vuelvan tan tarde.</p>	<p style="text-align: center;">11) Conditional: WOULD + Verb + Sby + TO + Inf. Other tenses: Verb + Somebody + -ING</p> <ul style="list-style-type: none"> ▪ HATE ▪ LIKE / LOVE ▪ PREFER <p>I'd like you to meet Nancy. I don't like them coming home so late.</p>
<p style="text-align: center;">12) HACER FALTA QUE... / SER NECESARIO</p> <ul style="list-style-type: none"> ▪ Presente afirmativo Es necesario que llegemos puntuales. ▪ Presente Interrogativo / Negativo ¿Hace falta que cierre con llave? ▪ Condiciónal, consejo / conclusión Haría falta que trajeran dos más. ▪ Condiciónal, obligación / necesidad Si te diera sus libros, no los tendrías que comprar tú. ▪ Otros tiempos No será necesario que vengas. 	<p style="text-align: center;">12) S2 + Modal Verb + Inf. HAVE TO / MUST / NEED / SHOULD</p> <ul style="list-style-type: none"> ▪ S2 + MUST / HAVE TO + Inf. We must arrive on time. ▪ S2 + NEED + Inf. Need I lock the door? ▪ S2 + SHOULD + Inf. They should bring another two. ▪ S2 + WOULD HAVE TO + Inf. If he gave you his books, you wouldn't have to buy any. ▪ S2 + HAVE TO (in the correct form) + Inf. You won't have to come.
<p style="text-align: center;">13) Verbo QUE...</p> <ul style="list-style-type: none"> ▪ Impedir que... ▪ Importar que... ▪ Insistir en que... <p>¿Te importaría que cogiéramos tu coche?</p>	<p style="text-align: center;">13) Verb + Somebody + -ING</p> <ul style="list-style-type: none"> ▪ STOP + Somebody + -ING ▪ MIND + Somebody + -ING ▪ INSIST ON + Somebody + -ING <p>Would you mind us using your car?</p>

17-ARTICLES

The use of articles depends on:

TYPE OF NOUN
 Countable (Singular or Plural)
 Uncountable

REFERENCE
 Generic: Talking in general
 Specific: Known or Unknown

1) TYPE OF NOUN:

Countable (Singular)	Countable (Plural)	Uncountable
A car / an apple	2 cars Some / any cars	Some / any water

2) REFERENCE

> **'THE' for known reference + 'A' / 'AN' for unknown reference.**

- A man was standing near the window.
- I have just seen the boy you were looking for.

> When talking in general, **plural nouns + uncountable nouns go with No Article:**

- Plural nouns: Carrots are my favourite vegetable.
Compare with: The cats in the garage belong to the girls who live next door. (Specific reference)
- Uncountable nouns: I love music and art.
Compare with: Pass me the milk, please. (Specific reference)

> **Singular countable nouns always go with an article**

- One should give a child plenty of love. The whale is a mammal, not a fish.

> **Plural countable nouns with specific reference go with some / any / numbers...**

- There were four people waiting outside.

> Use **'A' / 'AN' with jobs.** He works as a mechanic. She's a doctor.

> **School, university, college / hospital / prison / church**

- **As building / as a visitor: 'The'**- A relative goes to the prison / the hospital.
- **As institutions (Talking in general): No article** -A prisoner goes to prison. A sick person goes to hospital.

18-THE vs. NO-THE

Note: Many grammar books include a lot of rules. Fortunately, you don't need to learn all those rules by heart. Most of the time, all you need to remember is:

'THE': SPECIFIC + 'NO-THE': GENERIC

1) SPECIFIC vs. GENERIC [‘The’: Specific + ‘No-the’: Generic]

- **We use ‘The’ to talk about specific people / things. We use ‘No-the’ when talking in a general sense**
 - Sugar isn't very good for you. (Sugar in general)
 - Can you pass me *the* sugar, please? (The sugar on the table)
 - I hate cats. (All cats)
 - I hate *the* cat next door. (My neighbour's cat)
- **We use ‘The’ for emphasis**
 - This hotel is *the* place to stay.

2) GROUPS + INSTITUTIONS

- **We use ‘No-the’ with proper names (and titles / possessives)**
 - Mark, Doctor Steward, Queen Elizabeth, Professor Smith, Helen's car

But we use ‘The’ + the plural form of a surname to refer to entire families

 - The Joneses
- **We use ‘The’ to talk about groups of people, populations or religious groups**
 - The young, the old, the elderly
 - The rich, the poor, the unemployed, the homeless
 - The sick, the disabled, the injured, the dead
 - The French, the Chinese, the Muslims, etc.

[Note: You can't say the **poors** ☒, but you can say young people or Englishmen ☑]
- **We use ‘The’ with professional bodies + several organizations**
 - The police, the army, the media
 - The Red Cross, The EU, the UN
- **With hospital, church, school, college, university, market, prison, or court: We use ‘No-the’ when we refer to them as institutions. ‘The’ when we refer to them as buildings / when we go as visitors.**
 - She went to hospital for a check-up. (As a patient)
 - She went to *the* hospital to visit her grandma. (As a visitor)

3) CATEGORIES

- We use 'The' when a person / thing is the only one
 - The sun, the world, the Prime Minister, the North, the fastest car
- When we mean all members of a class, we use a plural noun with 'No-the'. (We can also use 'The' + a singular noun)
 - Giraffes are shy animals. (= The giraffe is a shy animal.)
- We use 'The' to talk about a particular type of animal, invention / machine, musical instrument or currency
 - The Internet, the dollar
- We use 'No-the' with games / sports + languages
 - He plays chess.
- We use 'No-the' before Noun + Number / Letter
 - Platform 5, room 230, size 4, section A, page 32, gate 107, question 5...
- We use 'The' to talk about period of time / history
 - The sixties, the Enlightenment
- We use 'The' with newspapers and 'No-the' with magazines
 - The Washington Post, Vogue

4) COMMON PHRASES

- We say:

For most shops / places in town	Go to the + ... (theatre, bank, gym, city centre...)
Town	Be in town / Go into town / Leave town
Home	Be at home / Go home / Come home / Leave home
Work	Be at work / Go to work / Leave work
Bed	Be in bed / Go to bed
TV	Watch TV / On TV
Holiday	On holiday
Sea	Go to sea / Be at sea [= sailing, go / be on voyage]

- With 'space', we use 'No-the' when we mean space 'in the universe'. We use 'The' when we mean 'room'
 - There are millions of stars in space.
 - I tried to park my car but the space was too small.

5) PLACE + BUILDINGS + COMPANIES NAMES

- We use 'No-the' with:

Most streets / roads, squares and parks	- Fifth Avenue, Central Park
Companies / airlines	- British Airways
With a possessive 's / s*	- McDonalds, St. Paul's Cathedral

* [Many companies, stores, restaurants, hotels, etc. are named after the people who started them]

- We often use ‘The’ in names of buildings, shops or restaurants with 2 nouns

- The Science Museum, The Studio Café

But we use ‘No-the’ if the first noun is a person / place, (especially in names of important buildings and institutions)

- Kennedy Airport, Cambridge University

- We use ‘The’ in names with:

‘... of ...’	- The University of Leeds, the Bank of Scotland, the Isle of Man
An adjective	- The White House, The National Gallery, The Royal Palace

6) GEOGRAPHICAL NAMES

We often use:

‘The’ with:	‘No-the’ with:
<ul style="list-style-type: none"> ▪ Plural nouns (groups of islands, mountain ranges) <ul style="list-style-type: none"> - The Maldives, The Bahamas ▪ Political labels (kingdom, republic, states) <ul style="list-style-type: none"> - The UK, The People’s Republic of China - The Middle East, The Far East ▪ Deserts, rivers, canals, oceans / seas, coasts <ul style="list-style-type: none"> - The Atlantic Ocean, The Nile, The Sahara ▪ The North / South Pole, the Arctic / Antarctic 	<ul style="list-style-type: none"> ▪ Continents, countries, states and departments <ul style="list-style-type: none"> - Asia, New Jersey ▪ Cities, towns, villages <ul style="list-style-type: none"> - Sydney ▪ Mountain Peaks <ul style="list-style-type: none"> - Mount Everest

Summary:

‘THE’	NO ‘THE’
<ul style="list-style-type: none"> ▪ Before nouns of which there is only one: the sun, the moon, the sky. ▪ Before superlatives: the cheapest ▪ The Internet ▪ Before musical instruments: the guitar. ▪ With geographical areas: The sea, the seaside, the country, the mountains ▪ With PLACE NAMES: <ul style="list-style-type: none"> - Mountain Ranges : The Alps - Seas, Oceans and Rivers: The Dead Sea, - Island groups: the Canary Islands - Areas: The Middle East - Deserts: the Sahara ▪ With countries (if they contain a common noun) : The People’s Republic of China, the USA, ▪ Hotels: The Grand Hotel ▪ Cinemas: The Odeon ▪ Theatres: The Globe ▪ Radio: listen to/on the radio ▪ With parts of the day: in the morning, in the afternoon, in the evening; BUT: at night 	<ul style="list-style-type: none"> ▪ With genitives: John’s car ▪ Before games: He plays football. ▪ With continents: Europe, Africa ▪ With PLACE NAMES: <ul style="list-style-type: none"> ▪ Mountains: Mont Blanc ▪ Lakes: Lake Cadre, Lake Ness ▪ Cities, Towns & Streets: London, Oxford, High Street ▪ Countries: Spain, Germany ▪ Main Buildings of a town: Oxford University, Central station ▪ TV: to watch TV, on TV ▪ With parts of the body and clothes we use a possessive: his arm and his sweater ▪ Before "next" and "last" ▪ Before names of meals: we had lunch...

19-BE USED TO / GET USED TO

1) USED TO + INF.	'Solía'
2) BE USED TO + -ING / NOUNS	'Estar acostumbrado'
3) GET USED TO + -ING / NOUNS	'Acostumbrarse'

1) USED TO + inf. ['Solía']

- Jackie used to have 3 rabbits, but one died.
- Amanda didn't use to like school, but now she loves it.
- Did you use to like dance music?

2) Be USED TO + Noun / -ing ['Estar acostumbrado']

- He is used to working late.
- She is used to spicy food.
- Are you used to cooking?
- We aren't used to big cities.

3) Get USED TO + Noun / -ing ['Acostumbrarse']

- I got used to the noise.
- I got used to waking up early.
- She found the heels too high, but she got used to them.
- Since the divorce, he has become very sad. But I think he'll get used to his new life.

20-POSSESION

- 1) Genitive: 's vs. OF
- 2) Adjectives & Pronouns

1) GENITIVE

's / '	... of ...
<ul style="list-style-type: none"> > When the first noun is a PERSON / ANIMAL Sally's motorbike, goat's cheese > Talking about a GROUP The club's rules > Phrases of TIME A week's holiday, today's paper > Phrases of PLACE At the chemist's 	<ul style="list-style-type: none"> > With THINGS The front of the car, the smell of the food > (NOUN) OF + POSSESSIVE A friend of mine, a book of yours, Some colleagues of hers > Longer phrases Yesterday I meet the daughter of the Australian couple who live next door.

Adding 's / '



- > **WORD ORDER:** Someone's passport. Peter and Susan's friends. The King of Belgium's palace
- > Don't use 'the' before name: Kim's house. (~~The~~ Kim's house).
- > Nouns **ending in -s** or plural nouns (ending in -s) **add: ' → James' sister, my parents' car.**
Irregular plural nouns (not ending in -s) add 's → the children's toys

2) ADJECTIVES & PRONOUNS

Possessive ADJECTIVES	Possessive PRONOUNS
<ul style="list-style-type: none"> > Adjective + THING It's my phone. > Adjective + PERSON It's my sister. 	<p>(No thing / person after the pronoun) It's mine.</p>
<p>MY... YOUR... HIS... (He) HER... (She) ITS... OUR... YOUR... THEIR...</p>	<p>MINE YOURS HIS (He) HERS (She) * OURS YOURS THEIRS</p>

21-COMPOUND NOUNS

- > Possible Spellings:
Tin-opener [**Noun-noun**], taxi driver [**noun noun**], bathroom [**noun1noun2**]
If you are not sure, it is usually better to write two words!!
- > **WORD ORDER.** Honey moon. [The first noun is used as an adjective]
- > **PLURAL:** Usually adding **-(e)s to the second word.**
The **first noun** is almost always **singular** (even if the meaning is plural).
A four-week course, a ten-dollar bill
Exceptions:
 - Nouns used in the plural or with a different meaning in the singular, e.g: A glasses case. Clothes (shop), sports (car), men / women doctors, etc.
 - Words with prep. / adverbs: passers-by, ... s -in-law (brothers-in-law), lookers-on, hangers-on, runners-up, commanders-in-chief, rules of thumb
 - Institutions. The Publications Department
- > **GENITIVE:** Adding 's / ' to the second word.
Exception: -in-law's, e.g. My brother-in-law's sister
- > **CONTAINERS / CONTENTS:**
A cup of tea ≠ a tea cup - A cup of tea (a cup with tea in it), a tea cup (a cup for drinking tea from)

<i>Noun's + Noun</i>	<i>Ø: Noun + Noun</i>
<p style="text-align: center;">Noun's + noun a <u>baby's</u> bedroom</p> <p style="text-align: center;">↓</p> <div style="border: 1px solid black; padding: 5px; text-align: center;"> USER (person or animal) of the item in 2nd noun </div> <p style="text-align: center;">A women's clinic, A lion's den</p>	
<p style="text-align: center;">Noun's + noun goat's <u>cheese</u></p> <p style="text-align: center;">↓</p> <div style="border: 1px solid black; padding: 5px; text-align: center;"> PRODUCED by the thing (often animal) in 2nd noun </div> <p style="text-align: center;">Duck's eggs, Cow's milk</p>	<p>When the animal is killed to produce the items.</p> <p style="text-align: center;">Lamb chops, Chicken drumsticks</p>

22-QUANTITY

	With CNs	With UNs	+	?	-
Some	✓	✓	✓	• Only in offers ⁽⁵⁾	✗
Any	✓	✓	✗ / ✓ ⁽⁴⁾	✓	✓
Much	✗	✓	• ⁽¹⁾	✓	✓
Many	✓	✗	• ⁽¹⁾	✓	✓
A lot / lots of ⁽¹⁾	✓	✓	✓	✓	✓
Little ⁽²⁾ / A little ⁽³⁾	✗	✓	✓	✓	✓
Few ⁽²⁾ / A few ⁽³⁾	✓	✗	✓	✓	✓
Enough	✓	✓	✓	✓	✓
Plenty	✓	✓	✓	✓	✓

(1) **A lot of / lots of** is more common than 'much' and 'many' in affirmative sentences.

(2) **Few / little** = NOT ENOUGH of something. (Negative meaning)

(3) **A few / A little** = There are NOT A LOT OF SOMETHING, but there is ENOUGH. (Positive Meaning)

(4) We can use **Any** in a positive sentence when the real sense is NEGATIVE.

- I refused to give them **any** money. (I did **not** give them any money)
- She finished the test without **any** difficulty. (she did **not** have any difficulty)

(5) Sometimes we use **Some** in a QUESTION, when we expect a positive YES answer, for instance in Offers.

- Would you like **some** more tea?
- Could I have **some** sugar, please?

1) Few, Little vs. A Few, A Little

2) Less & Fewer

3) Members of groups

1) FEW, LITTLE VS. A FEW, A LITTLE

Few & Little

Few: With CNs
Little: With UNs

NOT ENOUGH of something. (Negative meaning)

- **Few** people in my street recycle their rubbish.
- I have **little** time for rude people.

A Few & A Little

A Few: With CNs

A Little: With UNs

There are NOT A LOT OF SOMETHING, but there is **ENOUGH**. (Positive Meaning)

- There are **a few** apples. (=There are enough apples.)
- He knows **a little** English. (=He knows enough English to manage.)
- I have **a little** money.

2) LESS & FEWER

> **Less: With UNs**

- I have **less** work now than last year.

> **Fewer: With CNs**

- Are there **fewer** boys playing now?
- He has **less** money and **fewer** friends.

3) MEMBERS OF GROUPS

> When talking about a **specific** group of people or things, we use Quantifier + **OF THE** + **Noun**

Talking in general Quantifier + Noun	Talking about a SPECIFIC group <i>Quantifier + OF THE + Noun</i>
<ul style="list-style-type: none">- Few snakes are dangerous.- Both brothers work with their father.- I never have enough money.	<ul style="list-style-type: none">- Few of the snakes are dangerous.- All of the children live at home.- He has spent all of his money.

> When talking about **two** people or things we use **both, either** and **neither**:

Both = Includes	(=The two alternatives, this AND that) I like both rock music and classical.
Either = Excludes	(=One of the two alternatives = this OR that) We can go either to the beach or to the mountains.
Neither = For nothing + Affirmative Verb	(= NONE, Not this and not the other) I like neither coffee nor tea.

23-SUBJECT-VERB AGREEMENT

- 1) *Singular or Plural Verb*
- 2) *Plural Verb*
- 3) *Singular Verb*

1) Singular or Plural Verb

In the following cases, both the sing. or pl. vb. forms can be used, but in formal writing, the **singular is more common**.

1. Names of **INSTITUTIONS/ BUILDINGS** that are considered:

- A whole unit
- A collection of individuals

Association	Class	Club	Collage
Comittee	Community	Company	Crowd
Council	Department	Electorate	Enemy
Family firm	Generation	Government	Group
Jury	Orchestra	Police	Population
Press	Public	School	Staff
Team	University	Whereabouts	

2. Names of **SPECIFIC ORGANIZATIONS**

The Bank of England Sony The BBC IBM

- 3.

Any of
Each of
Either of
Neither of
None of

+ Plural Noun

2) Plural Verb

1. **NOUNS** usually **PLURAL**:

Belongings	Outskirts	Savings
Clothes	People	Stairs
Earnings	Premises (= Building)	Surroundings
Goods	Riches	Thanks

2. **POLITICS*** (= Political belief)
STATISTICS* (= Numeral information)
ECONOMICS* (= The financial system)

3.

Either ... or
Neither... nor + Pl. Noun▲

3) Singular Verb

1. **Every-**
Any- + - one, -body, -thing
No-

2. **Either ... or**
Neither... nor + Singular Noun▲

Either the station or the cinema is a good place to meet.

3. **THE NUMBER OF + pl. Noun**

The majority of
A lot of
Plenty of + Uncountable Noun
All of
Some (of)

4. **MEASUREMENTS, AMOUNTS and QUANTITIES**

The 30 pounds he gave me was soon spent.

5. ~ **AND** ~ when thought as **making up a single item**
 Fish and chips, Research and Development (R and I)

6. **Some SPORTS** [Gymnastics, athletics...]
Some DISEASES [Diabetes, measles, rabies]

Some ACADEMICS DISCIPLINES

[Economics*, linguistics, mathematics, politics*, statistics*, physics]

7. **MEANS** (= Method/ money)

▲ !! When they are followed by a sing. Noun → Verb in the singular

▲ !! When they are followed by a pl. Noun → Verb in the plural

* Compare: As academic disciplines → Singular Verb

In the rest of cases → Plural verb

24-COMPARING & DESCRIBING

1) *SHORT vs. LONG Adjectives*

2) *COMPARATIVE Form*

3) *SUPERLATIVE Form*

4) *IRREGULAR Adjectives*

5) *MODIFYING COMPARISONS*

6) *TOO / ENOUGH*

7) *'LIKE' vs. 'AS'*

8) *SO & SUCH*

1) SHORT vs. LONG ADJECTIVES

> SHORT ADJECTIVES:

- 1-syllable Adjectives (Eg: young)
- 2-syllable Adjectives ending in -y (Eg: pretty)

> LONG ADJECTIVES: All the other adjectives

> But:

- More often, earlier
- We can use both -er / more with two syllable adjectives, especially with: QUITE, CLEVER, NARROW, SIMPLE

2) COMPARATIVE FORMS:

> To focus on **a DIFFERENCE** between people, places and things.

- Daniela is taller than Sarah.
- The new chair is more comfortable than the old one.

> FORM:

	Short Adjectives	Long Adjectives
Superiority	+ -ER THAN... Tall-Taller than	MORE + Adjective + THAN... Comfortable-More comfortable than...
Equality	Short & Long Adjectives (NOT) AS + Adjective + AS... Good-as good as...	
Inferiority	LESS + Adjective + THAN... Cold-Less cold than Expensive-Less expensive than...	

› STRUCTURE:

- 'A' is **-ER / MORE... / LESS... THAN** 'B' ['B' = Object Pronoun / Subject + Aux.]
 - You are taller than me = You are taller than I am.
 - Sue can run faster than them / they can.
 - He's as old as her / she is.
- 'A' is **(NOT) SO / AS + Adjective + AS** 'B'
 - He is as old as you are.
 - She isn't as clever as she thinks she is.

3) SUPERLATIVE FORM [THE -EST / THE MOST.../ THE LEAST...]

- › To **SINGLE OUT** people, places and things from other people, places and things. It designates extremes.
- You're the best friend I've got.
 - That's the most interesting book.
 - Is English less difficult (than Chinese)?
 - This medicine is the least bad for your health.

› FORM:

	Short Adjectives	Long Adjectives
Superiority	THE +-EST Tall-The tallest	THE MOST + Adjective Comfortable-The most comfortable
Inferiority	Short & Long Adjectives THE LEAST + Adjective Funny-The least funny Intelligent-The least intelligent	

› STRUCTURE:

- 'A' is **THE -est / THE MOST + Adjective + in /of** 'B'
- 'A' is **THE LEAST + Adjective + in /of** 'B'
- **IN** + a group of people or place / **OF** + a period of time
 - The oldest building in town.
 - What was the happiest day of your life?
 - The hottest day of the year.

SPELLING CHANGES when adding **-ER / -EST**:

One-syllable Adjectives, 1 vowel + 1 consonant	Double consonant, + -ER / THE ...+ -EST	Big → bigger, the biggest
Two-syllable Adjectives, Ending in ‘-y’	-y → +IER / THE +IEST	Easy → easier, the easiest
Ending in ‘E’	+--R / THE ... +--ST	Large → larger, the largest

Notes:

› ‘Y’ and ‘W’ are not considered consonants at the end of words.

New → Newer → The newest

4) IRREGULAR ADJECTIVES / ADVERBS

ADJECTIVE	ADVERB	COMPARATIVE	SUPERLATIVE
GOOD	well	better	the best
BAD	badly	worse	the worst
FAR	-	further / farther	the furthest / farthest
-	LITTLE	less	the least
-	MUCH / MANY	more	the most

Note: Further = More / additional.

Let me know if you hear any further news.

5) MODIFYING COMPARISONS

› A BIG DIFFERENCE: **MUCH, A LOT, FAR**

- Sales in July were much higher than sales in June.
- She’s a lot taller than you.
- This one’s far more expensive than the blue one.

› A SMALL DIFFERENCE: **SLIGHTLY, A LITTLE, A BIT, NOT MUCH**

- Sales in August were slightly lower than sales in July.
- You’re a bit younger than me.
- These are not much more expensive than those.

› NO DIFFERENCE: **EXACTLY, MORE OR LESS, ROUGHLY**

- He’s exactly the same age as me. (No difference)
- The figures for December are more or less the same as the figures for November. (A tiny difference)

SUMMARY:

	COMPARATIVES	SUPERLATIVES
SUPERIORITY	<ul style="list-style-type: none"> > Short adjectives: -ER THAN... Peter is taller than Sandra. > Long adjectives: MORE + adj. + THAN... A Ferrari is more expensive than a Mini. 	<ul style="list-style-type: none"> > Short adjectives: THE + -EST + IN/OF... Tom is the tallest boy of the school. > Long adjectives: THE MOST + Adjective + IN/OF... This is the most expensive restaurant in town.
EQUALITY	<ul style="list-style-type: none"> > Short & long adjectives: AS + Adjective + AS... English is as easy as German. 	<p>Doesn't exist</p>
INFERIORITY	<ul style="list-style-type: none"> > Short & long adjectives: LESS + Adjective + THAN... July is less cold than January. 	<ul style="list-style-type: none"> > Short & long adjectives: THE LEAST + Adj. + IN/OF... This is the least interesting movie of the year!

> **Short adjectives:** 1-syllable Adjectives / 2-syllable Adjectives ending in -y

> **Long adjectives:** All the other adjectives

> **But:**

- More often, earlier
- We can use both -er / more with two syllable adjectives, especially with:
 QUITE, CLEVER, NARROW, SIMPLE

> **SPELLING CHANGES:**

- Adjectives ending in 'y'—'y' becomes 'i': heavy --> heavier, the heaviest
- Adjectives ending in 'e' only an 'r' / 'st' is needed: wise --> wiser, the wisest
- Adjectives ending with 'single vowel + consonant'-- the consonant is doubled: big --> bigger, the biggest ('y' and 'w' are not considered consonants at the end of words.)

6) TOO / ENOUGH

› **Too + Adjectives / Adverbs -- Excess**

› **Adjectives + Enough -- Sufficient**

› **TOO** [Before adjectives / adverbs] to show that something is excessive.

- Max is too young to drive. They work too quickly and they make mistakes.

› **ENOUGH** [After adjectives / adverbs] to show something is or isn't sufficient.

- Max is 18. He's old enough to drive.
- Peter is 17. He isn't old enough to vote.

7) 'LIKE' VS. 'AS'

› **'LIKE' + Noun / Pronoun** ['como, igual que, similar a' –Comparing, not literally true]

- This mobile is like yours.
- He was treated as a dog.
- She sings like an angel.
- You should do it like him.

› **'AS' + Noun** ['como, en calidad de'—Real]

'AS' + Sentence ['como'—Subordinating conjunction]

- I worked as a trainer.
- I was treated as a guest.
- Call her as your mother told you.
- Do it as I showed you.

8) SO & SUCH

› **SO + Adjectives / adverbs**

- It was so boring!
- She's so pretty
- There are so many people here!

› **SUCH + Nouns** (It can be: Adj + Noun)

- It was such a cold day!
- He's such a nice guy

25-ADJECTIVES vs. ADVERBS

1) ADJECTIVES: -ED vs. -ING

2) ADJECTIVES vs. ADVERBS

1) ADJECTIVES: -ED vs. -ING

-ING = The CAUSE

This film is boring

-ED = The EFFECT

I feel really bored

2) ADJECTIVES vs. ADVERBS

) Endings

Adjectives:

-ING (Spanish: -ante, -ente, -ador)

-ED (Spanish: -ado, -ido)

Adverbs:

-LY (Spanish: -mente)

But:

Adj. = adverb

- > **Fast**
- > **Hard** [!! → Hardly = Spanish 'apenas']
- > **Early**
- > **Late** [!! → Lately = Spanish 'últimamente']
- > **High**
- > **Low**

Adj. ≠ adverb

- > **Good – well**
- > **Bad – baldly**

) **Adjectives + nouns, Verbs + adverbs**

- I'd like to buy a **fast** car.
- I'd like to buy a car that runs **fast**.

Except:

▼ **'Feel' / 'look' / 'remain' / 'seem' / 'smell' / 'sound' / 'taste' + Adjective**

- That chicken tastes very odd. That chickens tastes good [That chickens tastes ~~well~~]
- That sounds great!! That doesn't sound good... [That doesn't sound ~~well~~...]

▼ **'Be' / 'remain' / 'seem' / 'appear' / 'become' / 'get' + Adjective**

25-PREPOSITIONS

1) *Prepositions of Time*

2) *Prepositions of Place*

3) *Prepositions with Adjectives*

4) *Prepositions with Verbs*

1) PREPOSITIONS OF TIME

AT	IN	ON
PRECISE TIME	MONTHS, YEARS, CENTURIES and LONG PERIODS	DAYS and DATES
at 3 o'clock	in May	on Sunday
at the weekend	in the summer in the past/future	on Saturday mornings (Day + part of the day)
at noon at dinnertime	in 1990 in the 1990s	on 6 March
at Christmas/Easter	in the afternoon(s)	on 25 Dec. 2010
at the moment at the same time	In time (= soon enough) In the end (= finally vs. at first)	on my birthday

- The shop closes **at** midnight.
 - There should be a lot of progress **in** the next century.
 - Do you work **on** Mondays?
- > IN the morning, but ON Tuesday morning [In+ part of the day, but On + day & part of the day]
- > No preposition after: **NEXT/ LAST, YESTERDAY/ TOMORROW, EVERY, THIS.**
I went to London **last** June

ON TIME [=punctual]	IN TIME [= soon enough]
----------------------------	--------------------------------

Please be on time. Don't be late
 We got to the station just in time to catch the train.

IN THE END [= finally vs. at first]	AT THE END (OF STH.) [vs. at the beginning]
--	--

At first we didn't get on well, but in the end we became good friends.
 At the of the month/of the course/of the concert

2) PREPOSITIONS OF PLACE

AT	IN	ON
POINT	ENCLOSED SPACE	SURFACE
at the corner	in the garden	on the wall
at the bus stop	in London	on the ceiling
at the door	in France	on the door
at the top of the page	in a box	on the cover
at the end of the road	in my pocket	on the floor
at the entrance	in my wallet	on the carpet
at the crossroads	in a building	on the menu
	in a car	on a page

- Jane is waiting for you at the bus stop.
- Jupiter is in the Solar System.
- You are standing on my foot.

Standard expressions:

AT	IN	ON
at home	in a car	on a bus
at work	in a taxi	on a train
at school	in a helicopter	on a plane
at university	in a boat	on a ship
at college	in a lift (elevator)	on a bicycle, on a motorbike

at the top	in the newspaper	on a horse, on an elephant
at the bottom	in the sky	on the radio, on television
at the side	in a row	on the left, on the right
at reception	in Oxford Street	on the way

3) PREPOSITIONS with ADJECTIVES

<i>At</i>	<i>For</i>	<i>Of</i>	<i>From</i>
<ul style="list-style-type: none"> - ANGRY AT SBY - BAD AT STH. - GOOD AT STH. 	<ul style="list-style-type: none"> - APPROPRIATE FOR - FAMOUS FOR - GOOD FOR - RESPONSIBLE FOR - SORRY FOR - SUITABLE FOR SBY - THANKFUL FOR STH. 	<ul style="list-style-type: none"> - AFRAID OF - CAPABLE OF - FEARFUL OF - FOND OF - GUILTY OF - INDEPENDENT OF - PROUD OF - RESPECTFUL OF - SUSPICIOUS OF 	<ul style="list-style-type: none"> - DIFFERENT FROM - SEPARATE FROM
			<i>In</i>
			<ul style="list-style-type: none"> - INTERESTED IN
			<i>On</i>
			<ul style="list-style-type: none"> - KEEN ON
<i>To</i>	<i>With</i>	<i>About</i>	
<ul style="list-style-type: none"> - KIND TO SBY. - NICE TO - OPEN TO - POLITE TO - RELEVANT TO - RESPONSIBLE TO - RUDE TO - SIMILAR TO 	<ul style="list-style-type: none"> - ANGRY WITH - COMFORTABLE WITH - CONTENT WITH - EFFECTIVE WITH - GOOD WITH - ILL WITH - PATIENT WITH - PLEASED WITH - POPULAR WITH - RECKLESS WITH - SKILLFUL WITH 	<ul style="list-style-type: none"> - ANXIOUS ABOUT - ENTHUSIASTIC ABOUT - HAPPY ABOUT - OPTIMISTIC ABOUT - SAD ABOUT - SORRY ABOUT 	

4) PREPOSITIONS with VERBS

Verb + preposition + Noun / -ing:

- I can't go out tonight because I have to prepare for my interview tomorrow.
- He apologised for being late.

<i>For</i>	<i>From</i>	<i>In</i>	<i>Of</i>
<ul style="list-style-type: none"> - APOLOGIZE - ASK - BLAME - CARE - PREPARE - STAND 	<ul style="list-style-type: none"> - KEEP - PROTECT SBY FROM STH. - RECOVER - REFRAIN - SAVE SBY FROM STH. - STOP - SUFFER 	<ul style="list-style-type: none"> - BELIEVE - DEAL - ENGAGE - GIVE - INTEREST - PARTICIPATE - RESULT - SPECIALIZE - SUCCEED 	<ul style="list-style-type: none"> - ACCUSE - APPROVE - DIE - DREAM - IN CHARGE - SMELL - TAKE CARE - THINK
<i>On</i>	<i>To</i>	<i>With</i>	<i>About</i>
<ul style="list-style-type: none"> - AGREE - BASE - CONCENTRATE - CONGRATULATE - CONTINUE - DEPEND - GO - INSIST - INTEND - KEEP - PLAN - RELY 	<ul style="list-style-type: none"> - ADJUST - AGREE - DEVOTE - GET USED/ BE USED - INTRODUCE SBY TO SBY - LOOK FORWARD - OBJECT - REFER TO STH - RESPOND TO STH 	<ul style="list-style-type: none"> - AGREE - CHARGE - MESS - PROVIDE SBY ITH STH. - TRUST 	<ul style="list-style-type: none"> - AGREE (ON) - ARGUE - CARE - COMPLAIN - FORGET - TALK - THINK - WORRY - DREAM
	<i>Against</i>	<i>At</i>	
	<ul style="list-style-type: none"> - DECIDE - WARN 	<ul style="list-style-type: none"> - DELIGHT - EXCEL - LAUGH - REJOICE 	

26-AFFIXES (PREFIXES + SUFFIXES)

PREFIXES

English	Meaning	Spanish	Examples
EN- EM- (verbs)	Verbo: Convertir en...	A- EN- -ECER	Enlarge, Enrich
MAL- MIS-	... Mal		Malfunction
OUT- (verbs)	Verbo + más que ...		Outsell, Outlive (Vivir más que...)
OVER-	... Demasiado ... Más de lo debido	SOBRE-	Overloaded
UN-	Lo contrario de ...	IN- IM- I- IR-DES-	Unhappy, Undo
UNDER-	... Demasiado poco ... Menos de lo debido	SUB-	Underestimate Underpay

SUFFIXES

-ED	Adjetivo pasivo	-ADO -IDO	Interested, Bored
-EE	Nombre pasivo	-ADO -IDO	Interviewee, Employee
-ER	Nombre activo (Que hace la acción)	-ADOR -TOR	Freezer, Driver
-ES	Femenino de ...		Actress
-FUL	Convierte en Adjetivo	-OSO	Careful
-HOOD	Colectivo / Conjunto de...		Neighbourhood
-ING (1)	Acción / actividad		Fishing
-ING (2)	Adjetivo activo (Que hace la acción)	-ADOR -ANTE -ENTE	Interesting, Boring
-ISH	Más bien... Aproximadamente		Youngish, Bluish
-ISM	Doctrina, creencia, tendencia	-ISMO	Capitalism, Impressionism
-IZE / -ISE	Hacer		Revolutionize
-LESS	Que no tiene ... Sin ...	DES- -ADO IN-	Careless, Homeless
-LY	Adverbio	-MENTE	Slowly, Possibly
-NESS	Nombre abstracto	-IDAD -EDAD -EZ -EZA	Happiness, Sadness
-Y	Adjetivo	-OSO -ADO	Sandy, Salty
Nouns: -tion, -ment, -ance / -ence, -ship		Demonstration, Employment, Appearance, Difference, Friendship	
Adjectives: -able, -ous, -al, -ful, -ive		Reliable, Adventurous, National, Successful, Competitive	

27-TENSE REVIEW

<p>PRESENT SIMPLE +s / -es (he / she / it) [Aux: Do / does] She starts school at 8 o'clock. She doesn't start school at 8 o'clock. Does she start school at 8 o'clock?</p>	<p>✓ REPEATED ACTIONS or HABITS (Actions we do frequently or every day) - Jill reads every night. - Tom and Joe like ice-cream. - I always eat fruit, but today I'm eating a cake.</p>	<p>- AT + HOURS. The concert starts at 8 o'clock. - ON + DAYS. We have English on Tuesdays. - EVERYDAY, EVERY Monday... I go to the cinema every Sunday. - IN THE MORNING / AFTERNOON / EVENING. - AT MIDDAY, AT NIGHT. Do you watch TV at night? - Always > Usually > Often > Sometimes > Hardly Never > Never - HOW OFTEN...? How often do you write e-mails?</p>
<p>PRESENT CONTINUOUS Am / is / are + -ing [Aux: am / is / are] He's doing his homework. He isn't doing his homework. Is he doing his homework?</p>	<p>✓ Actions / things that we are doing NOW / at the moment - He's wearing a white T-shirt and jeans. ✓ CHANGES - We usually have Maths on Tuesdays and Fridays, but we are having a lesson on Monday this week. - I often have dinner at 9 o'clock, but I'm having dinner at 10 today.</p>	<p>▪ (RIGHT) NOW ▪ AT THE MOMENT ▪ TODAY / THIS WEEK (Changes)</p>
<p>PAST SIMPLE -ed / 2nd column - [Aux: Did] To be: was / were, Aux: was / were They went to the cinema yesterday. They didn't go to the cinema yesterday. Did they go to the cinema yesterday?</p>	<p>✓ COMPLETED actions at a specific time. The period of time is finished, [Yesterday, last month, last year, this morning (after 12 am), in 1998]. ✓ Talking about two past events, FOR THE LATER EVENT. The film had already started when we arrived to the cinema. When the relationship (chronological order) of the two events is clear, we can use the Past Simple for both. It started to rain before I arrived home.</p>	<p>▪ YESTERDAY. We had a maths test yesterday. ▪ LAST + NIGHT / WEEK / MONTH / YEAR... We went to London last summer. ▪ A WEEK / MONTH / YEAR / ... AGO John left two minutes ago. ▪ FOR + a period of time. He worked here for 3 years. ▪ IN + YEARS. We met in 2007. ▪ WHEN... She became a famous singer when she was young.</p>
<p>PAST CONTINUOUS Was / were + -ing [Aux: was / were] I was waiting for you. I wasn't waiting for you. Were you waiting for me?</p>	<p>✓ ACTIONS in PROGRESS at a particular time in the past. What were you doing last night when I called you? ✓ INTERRUPTED ACTIONS or INCOMPLETE ACTIVITIES in the past. While we were playing tennis, it started to rain. ✓ DESCRIPTIONS. She was wearing a green dress. The sun was shining.</p>	<p>▪ WHEN → I was painting when Sarah came. ▪ WHILE / AS → I was having a shower while / as they were having breakfast. While the band was playing a mobile phone rang. ▪ DURING → The children were sleeping during the concert. ▪ FOR → We were waiting for 20 minutes.</p>

PRESENT PERFECT

Have / has + pp [Aux: Have / has]

- ✓ A time period that is **NOT FINISHED**. (Actions that started in the past and continue to the present, and may continue into the future.)
We have lived here since 2003.
- ✓ Actions COMPLETED in the PAST that are still **RELEVANT NOW**. (*No time specified*)
I've found a new job. They have sold their flat.
- ✓ Personal **EXPERIENCES** and **REPEATED past ACTIONS** that can happen again.
Sue has broken his arm three times. I've been in Germany twice.

- **SINCE + point in time**. [since 5 o'clock, since Monday, since 1999...]
- **FOR + length of time**. [for 10 minutes, for two weeks, for a long time...]
- **ALREADY (+) / YET (- / ?)** Have you finished yet?
- **JUST (= Very recently)** The film has just started.
- **'RECENTLY' and 'LATELY'** They have recently signed a new contract.
- **EVER-NEVER** Have you ever been to New York? No, I haven't.
- **RECENTLY-LATELY**
- **BEFORE** I've heard that story before. I've been here before.
- **...TIMES**

→ *Several / many times, a few times, a couple of times, a lot of times*

→ *The first / second / only / best / worst time*. Is this the only time you have travelled abroad?

PRESENT PERFECT CONTINUOUS
Have / has been + -ing
[Aux: Have / has]
I have been cooking all afternoon.
Have you been cooking all afternoon?
I haven't been cooking all afternoon

✓ **PROLONGED ACTIONS** (We indicate how long)
I've been running for half an hour.

PAST PERFECT
Had + pp [Aux: Had]
He had already cashed the cheque when I rang.
He hadn't cashed the cheque yet.
Had he cashed the cheque yet?

- ✓ Actions that happened **BEFORE a specific time in the PAST**.
Mary tried to call me, but I had switched my mobile off.
- ✓ Talking about two past events, **for the EARLIER event**.
Jason had learnt to read before he started primary school.
- ✓ With **EVER + a SUPERLATIVE form**.
That was the worst experience that I'd ever had!
It was the nicest dress she had ever worn.

PAST PERFECT CONTINUOUS

Had been + -ing
They had been dancing for a long time.
They hadn't been dancing for a long time.
Had they been dancing for a long time?

- ✓ To indicate the **DURATION** of an action **UP TO A MOMENT in the past**. She had been jogging for an hour when I met her.
- ✓ To indicate that something took place for a **period of time without interruption**. It had been raining all day.

- **FOR+ period of time**. I've been working here for ages.
- **ALL day / all day long / all night, all week...**

- **WHEN** When I arrived, the party had already started.
- **ALREADY-YET-(N)EVER**
- **UNTIL-TILL** She didn't want to leave until the rain had stopped.
- **BY** By 2007 he had already decided he wanted to become a doctor.
- **AFTER-BEFORE**
After
- **AS SOON AS**
She started working in that bank as soon as she had finished university.

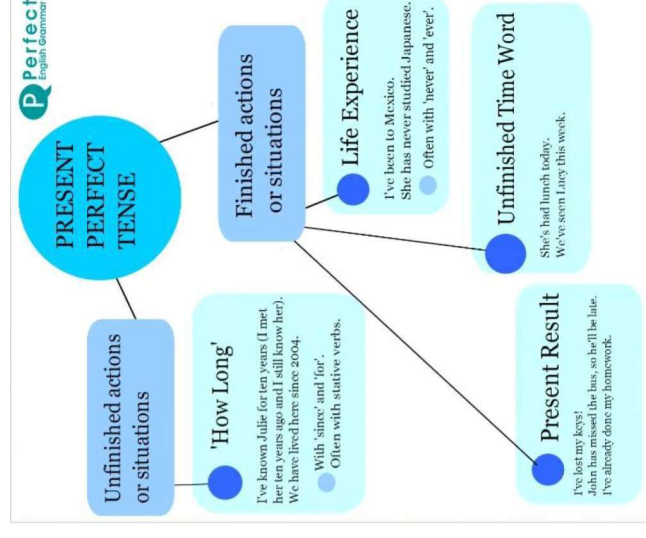
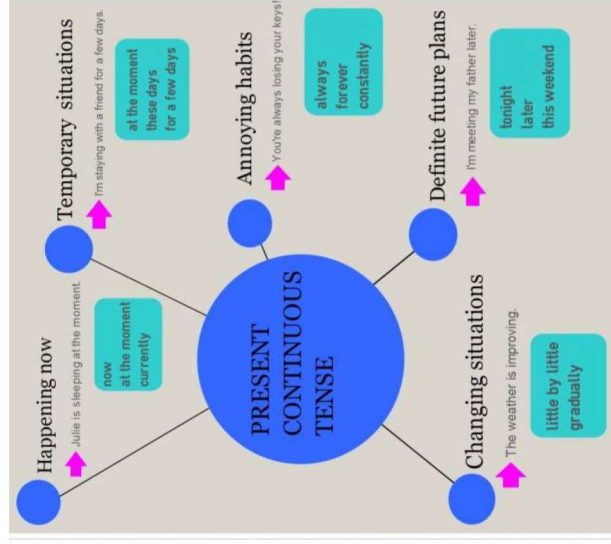
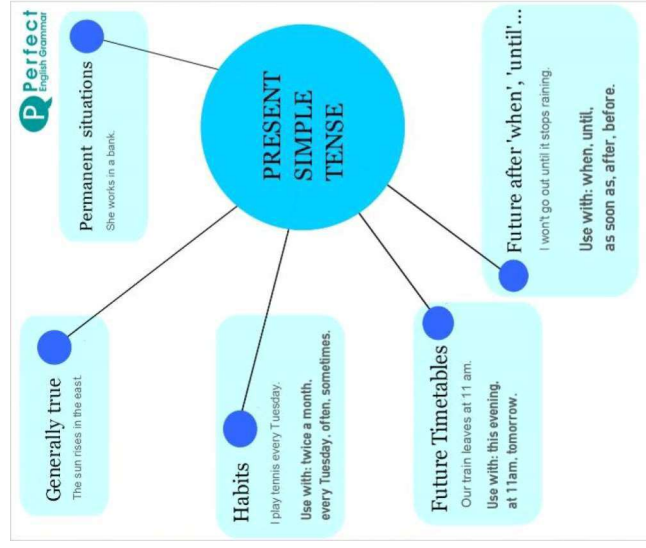
- **SINCE + point in time**. [since 5 o'clock, since Monday, since 1999...]
- **FOR + length of time**. [for 10 minutes, for two weeks, for a long time...]
- **ALL day / all day long / all night, all week...**

HAVE + TIME EXPRESSION + PP (Between the auxiliary and the main verb)	HAVE + PP + TIME EXPRESSION (After the main verb)	HAVE + PP + OBJECT + TIME EXPRESSION (At the end of the sentence)
Already (+) Always Ever (?)	All my life Before Everyday	I've read more than ten books since the course started. I've felt tired for weeks. I've gone to bed early since then.
Just Never (Verb: +) Recently	For ages For...	
	Since... Yet (- / ?)	

USED TO ['solia']

- Jackie used to have 3 rabbits, but one died.
- Amanda didn't use to like school, but now she loves it.
- Did you use to like dance music?

Infographics from: Perfect English Grammar



28-RESOURCES / REFERENCES

- > AUTOENGLISH (Bob Wilson): <http://www.autoenglish.org/index.html>
- > BON'S TIPS: <http://mbonillo.xavierre.com/grammar/indicegramatica2.html>
- > BRITISH COUNCIL: <https://learnenglish.britishcouncil.org/en/quick-grammar>
- > ENGLISH GRAMMAR ONLINE: <https://www.ego4u.com/en/cram-up/grammar>
- > GRAMMAR AQUARIUM (Bob Wilson): <http://www.autoenglish.org/freeexercises.htm>
- > PERFECT ENGLISH GRAMMAR: <http://www.perfect-english-grammar.com/index.html>
- > Beaumont, D. & Granger, B. (1992) *THE HEINEMANN ELT ENGLISH GRAMMAR*. Macmillan Education
- > Eastwood, J. (2008) *OXFORD PRACTICE GRAMMAR*. OUP
- > Finnie, Frain & Hill (2010) *TOP GRAMMAR*. Helbling Languages GmbH
- > Hewings, M. (2015) *ADVANCED GRAMMAR IN USE*. CUP
- > Murphy, R. (2012) *ENGLISH GRAMMAR IN USE*. CUP
- > Vince, M. (1994) *ADVANCED LANGUAGE PRACTICE*. Macmillan Education
- > Cover Image: Edwards, S. (2013) CC-BY-SA. From: <https://www.flickr.com/photos/teacheagle/8706425300/>
- > Back Cover Image: Davis, A. (2010) CC-BY-NC. From: <https://www.flickr.com/photos/anned/8700093610/>

This is book is for you if you are...

- ✓ A pre-intermediate, intermediate or advanced learner
- ✓ A Spanish native speaker

